

# HabaCHAIN®

## Slat and Conveyor Chains

### Product Guide



Media 4185 EN

This **disclaimer** is made by and on behalf of Habasit and its affiliated companies, directors, employees, agents and contractors (hereinafter collectively "HABASIT") with respect to the products referred to herein (the "Products"). SAFETY WARNINGS SHOULD BE READ CAREFULLY AND ANY RECOMMENDED SAFETY PRECAUTIONS FOLLOWED STRICTLY! Please refer to the Safety Warnings herein, in the Habasit catalogue as well as installation and operating manuals. All indications / information as to the application, use and performance of the Products are recommendations provided with due diligence and care, but no representations or warranties of any kind are made as to their completeness, accuracy or suitability for a particular purpose. The data provided herein are based on laboratory application with small-scale test equipment, running at standard conditions, and do not necessarily match product performance in industrial use. New knowledge and experience may lead to re-assessments and modifications within a short period of time and without prior notice. EXCEPT AS EXPLICITLY WARRANTED BY HABASIT, WHICH WARRANTIES ARE EXCLUSIVE AND IN LIEU OF ALL OTHER WARRANTIES, EXPRESS OR IMPLIED, THE PRODUCTS ARE PROVIDED "AS IS". HABASIT DISCLAIMS ALL OTHER WARRANTIES, EITHER EXPRESS OR IMPLIED, INCLUDING, BUT NOT LIMITED TO, IMPLIED WARRANTIES OF MERCHANTABILITY, FITNESS FOR A PARTICULAR PURPOSE, NON-INFRINGEMENT, OR ARISING FROM A COURSE OF DEALING, USAGE, OR TRADE PRACTICE, ALL OF WHICH ARE HEREBY EXCLUDED TO THE EXTENT ALLOWED BY APPLICABLE LAW. BECAUSE CONDITIONS OF USE IN INDUSTRIAL APPLICATION ARE OUTSIDE OF HABASIT'S CONTROL, HABASIT DOES NOT ASSUME ANY LIABILITY CONCERNING THE SUITABILITY AND PROCESS ABILITY OF THE PRODUCTS, INCLUDING INDICATIONS ON PROCESS RESULTS AND OUTPUT.

#### **WARNING**

Habasit belts and chains are made of various plastics that WILL BURN if exposed to sparks, incendiaries, open flame or excessive heat. NEVER expose plastic belts and chains to a potential source of ignition. Flames resulting from burning plastics may emit TOXIC SMOKE and gasses as well as cause SERIOUS INJURIES and PROPERTY DAMAGE. See the Fire Hazard Data Sheet for additional information.



## Introduction

Product types	5
Getting started – Chain selection criteria	6
Nomenclature	7
Material overview	12

## Slat Top plastic chains

770T (radius) 1.0"	16
820 (straight) 1.5"	17
821 (straight) 1.5"	18
828 (straight) 1.5"	19
831 (straight) 1.5"	20
879B (radius) 1.5"	21
879T (radius) 1.5"	22
880B (radius) 1.5"	23
880LJ (radius) 1.5"	24
880J (radius) 1.5"	25
880T (radius) 1.5"	26
880M (radius) 1.5"	27
882B (radius) 1.5"	28
882T (radius) 1.5"	29
882TG (radius) 1.5"	30
890T (radius) 1.5"	31
1061T (radius) 1.0"	32
1061M (radius) 1.0"	33
1071B (radius) 1.0"	34
Slat Top plastic accessories	35

## Low Back Pressure chains

821 (straight) 1.5"	37
821 SB (straight) 1.5"	38
882T (radius) 1.5"	39
882T SB (radius) 1.5"	40

## Slat Top steel chains

800 (straight) 1.5"	41
810 (straight) 1.5"	42
881B (radius) 1.5"	44
881T (radius) 1.5"	45
Slat Top steel accessories	46

## Flexi chains

7100HA	47
--------	----

## Snap-on chains

843 (straight) 0.50"	48
843C (straight) 0.50"	49
863 (straight) 0.75"	50
863T (straight) 0.75"	51
963 (straight) 0.75"	52
963T (straight) 0.75"	53
1843T (radius) 0.50"	54
1873T (radius) 0.75"	55
1873T-T (straight) 0.75"	56
1873-D1 (radius) 0.75"	57
1873-L4 (radius) 0.75"	58
1874T (radius) 0.75"	59
3873T (radius) 0.75"	60
Snap-on accessories	61

## Multiflex chains

1700 (radius) 1.97"	62
1701T (radius) 1.97"	63
1702 (radius) 1.97"	64
Multiflex accessories	65

## Case chains

40P (straight) 0.50"	67
60P (straight) 0.75"	68
600 (radius) 2.50"	69
601 (radius) 2.50"	70
610T (radius) 2.50"	71
611T (radius) 2.50"	72
611TE (radius) 2.50"	73
1100 (straight) 1.00"	74
1110T (radius) 1.00"	75
1150 (straight) 1.50"	76
1151T (radius) 1.50"	77
1200 (straight) 2.00"	78
1201AB (straight) 2.00"	79
1210T (radius) 2.00"	80
1211TB (radius) 2.00"	81
1250 (straight) 2.50"	82
1251T (radius) 2.50"	83
1400 (radius) 3.25"	84
1410T (radius) 3.25"	85
3200 (straight) 2.00"	86
3210T (radius) 2.00"	87
NH78 (straight) 2.61"	88
Case chain accessories	89

## Multi-Hub sprockets and idlers

Product information	93
820 Sprocket rims	94
820 Idler rims	95
821 Sprocket rims	96
880 Sprocket rims	97
882 Sprocket rims	98
1060 Sprocket rims	99
Multi-Hub inserts	100

## Solid sprockets and idlers

600 Sprockets	101
810 Sprockets	102
810 Idlers	103
820 Sprockets	104
821 Sprockets	105
880 Sprockets	106
881 Sprockets	107
882 Sprockets	108
1100 Sprockets	109
1150 Sprockets	110
1200 Sprockets	111
1250 Sprockets	112
1400 Sprockets	113
1700 Sprockets	114
3200 Sprockets	115
7100 Sprockets	116
7100 Idlers	117
NH78 Sprockets	118

## Split sprockets

1061 Sprockets	119
----------------	-----

## Retainer rings

Retainer rings	120
----------------	-----


## Appendix

Chemical resistance – Plastics	121
Chemical resistance – Steel	126
Safety information	127
Solutions in motion	128



### Slat Top plastic chains

Available in straight running 820, 821, 828 and 831. Radius chain available in 879, 880, 882 and 1061. Tight turning radius available in 770 and 890.



### Low Back pressure chains

Standard version 821 and 882 as well as patented sliding block system available.



### Slat Top Steel chains

Available in four steel qualities and designed for the beverage industry, as well as for heavy duty, high temperature and static electricity applications.



### Flexi chains

For standardized modular conveyor systems made of aluminum or steel profiles.



### Snap-on chains

Two-piece chain with steel roller base chain and plastic top plate. Base chains in two dimensions (ANSI 40 = 0.5" pitch or ANSI 60 = 0.75" pitch) and made of carbon or stainless steel.



### Multiflex chains

The 1700, 1701T and 1702 are heavy duty biplanar chains. Applications include alpine systems (inline accumulation) and case conveyors.



### Case chains

Case chains are available in many different designs ranging from 0.5" pitch to 3.25" pitch. The popular 1200/3200 series chain was developed and patented.



### Multi-Hub sprockets and idlers

Different split sprockets or idlers can be combined with different hub inserts.



### Solid sprockets and idlers

Machined or molded solid sprockets and idlers. Made of plastics or steel.



### Split sprockets

Machined split sprockets



### Retainer rings

For lateral fixation of sprockets and idlers on round and square shafts.

# Getting started

## Chain selection criteria

What do you need to know to select the right chain type? How can you get the necessary information? We outline several things below to think about when selecting a chain type, and indicate where you can find specific information.

### Chain path

Conveyor chains can run either through curves and/or straight. We refer to them as “radius” or “straight”. Radius chains are also known as sideflexing chains. Straight chains generally have a higher load capacity than radius chains.

### Chain accessories

HabaCHAIN® offers a variety of special accessories. You can find them listed in this Product Guide at the end of each product groups.

### Chain material

HabaCHAIN® offers a variety of different materials to meet specific application requirements. Some of these are only available on request.

### Pin material

Stainless steel pins are available in magnetic and non-magnetic alloys.

### Chain color

For standard colors please refer to the Material Overview. Other colors are available on request.

### Sprockets and idlers

Multi-Hub and Solid types are available.

## The Product Data Sheet (PDS)

HabaCHAIN®
18


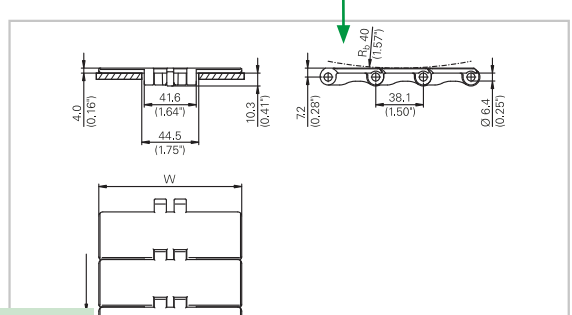
### Slat Top 820 (Straight)

← Product type

**Description**

Photo: product is shown in the most common material (in this case LF)

Chain: Slat Top 820 (Straight) is a chain with a slat top and a pin. It is suitable for use with sprockets for 820 and 831 series chains and with sprockets for 880 or 890 series radius running chains.

Drawing: indicates the main dimensions (characters/figures are displayed in the data chart below)

Habasisit code (descriptive)

Chain weight: value is indicative

$R_b$  = Backbending radius  
 $R_s$  = Sideflexing radius  
 $R_a$  = Top plate roughness

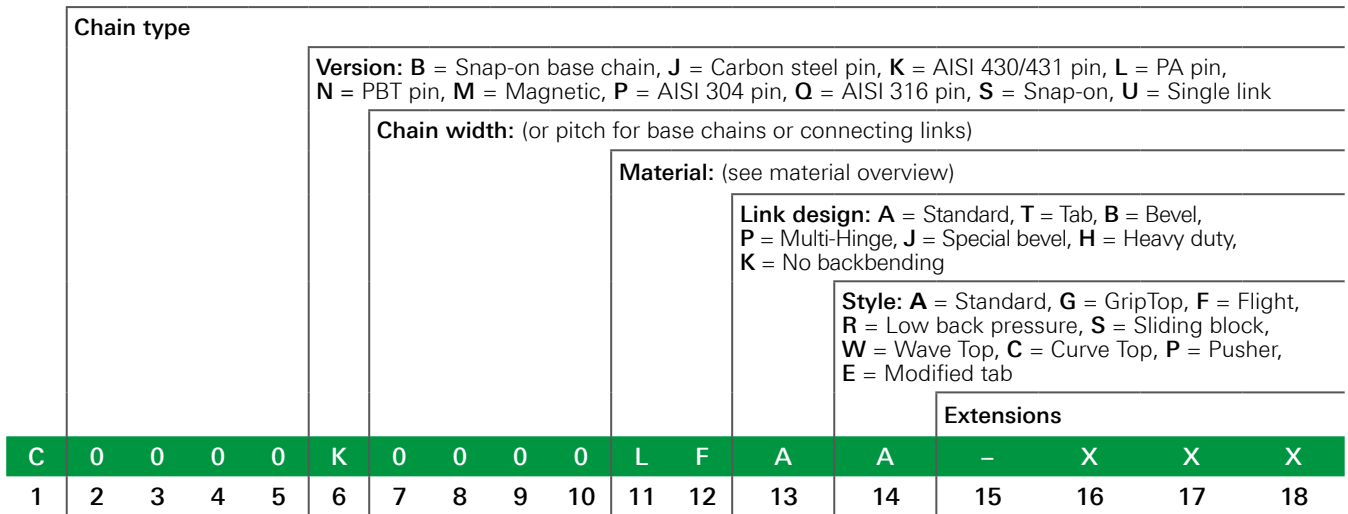
**Chain data**

Habasisit code	Width W		Weight		Nominal tensile strength $F_N$		Material
	mm	inch	kg/m	lb/ft	N	lbf	
C0820K0250DPAA	63.5	2.50	0.74	0.50	1650	371	DP
C0820K0250LFAA	63.5	2.50	0.74	0.50	1650	371	LF
C0820K0250PTAA	63.5	2.50	0.74	0.50	1650	371	PT

Additional documentation is available:  
 HabaCHAIN® website ([www.habasisit.com](http://www.habasisit.com))  
 HabaCHAIN® Product overview (Media No. 4122)  
 HabaCHAIN® Engineering guide (Media No. 6017)  
 or contact your local Habasisit partner.

4185BRO.CHA-en0416HQR

## Chain code



## Extensions

Type: digits 16 and 17

-WG Wide gap hinges -L4 Four finger GripTop -D1 Tubular GripTop -R1 Bent right -L1 Bent left, -RL Bent both sides -T 1873T-T -TP Snap-on top plate

## Building pattern for chains with accessories: digits 16 and 17

- 01 Accessory on each module
- 02 Accessory on every second module per 10 ft
- 03 Accessory on every third module per 10 ft
- 04 Accessory on every fourth module per 10 ft

Colors (on request): digit 18

- . . 1 White - . . 2 Gray - . . 3 Blue - . . 4 Black - . . 8 Dark gray - . . 9 Natural - . . A Green - . . N Granite

## Examples

C0882K0750PTTR

**Chain** 882 **Version** AISI 430 pin **Width** 7.50 inch **Material** PT **Link design** Tab **Style** Low back pressure

C0810J0325CSAA-WG

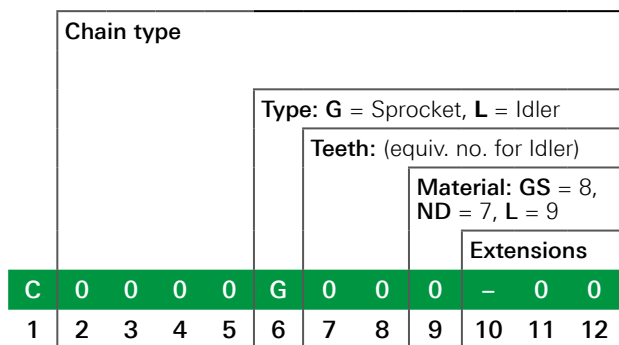
**Chain** 810 **Version** Carbon steel pin **Width** 3.25 inch **Material** CS **Link design** Standard **Style** Standard **Extension** Wide gap hinges

C1873S0375LFTG-D1

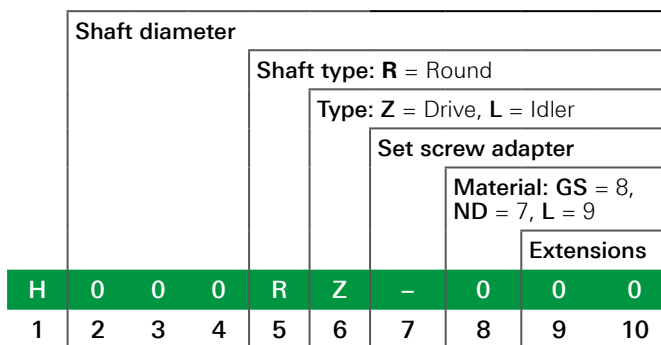
**Chain** 1873 **Version** Snap-on **Width** 3.75 inch **Material** LF **Link design** Tab **Style** GripTop **Extension** Tubular GripTop

## Multi-Hub sprocket and idler code (single items)

Multi-Hub sprocket rims and idler rims



Multi-Hub inserts



### Set screw adapter

- = Separator (if not required)
- L = For 1" round bores
- S = For all other imperial bores

### Examples

C0820G257

**Chain** 820 or similar engagement **Type Multi-Hub** Sprocket rim **Teeth** 25

**Material** Special noise dampening material

C0820L219

**Chain** 820 or similar engagement **Type Multi-Hub** Idler-Rim **Teeth** 21 **Material** L

H030RZ-8

**Multi-Hub Insert** **Shaft diameter** 30 mm **Shaft type** Round Type Drive **Material** GS

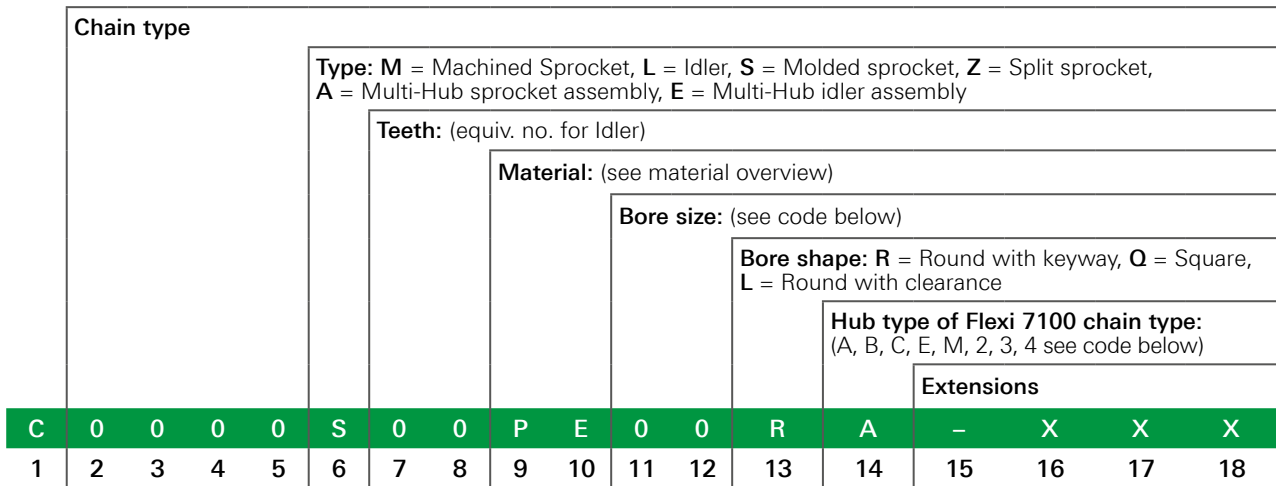
H100RL-9

**Multi-Hub Insert** **Shaft diameter** 1.00 inch **Shaft type** Round Type Idler **Material** L



## Solid sprocket and idler code, multi-hub assembly code

Solid sprockets and idlers

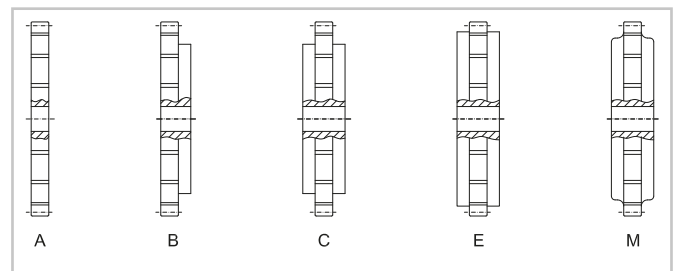


### Bore size: digits 11 and 12

Round shape						Square shape			
Code	Diameter	Code	Diameter	Code	Diameter	Code	Width	Code	Width
00	Pilot bore	50	50 mm	32	1.25"	25	25 mm	02	1"
20	20 mm	60	60 mm	37	1 7/16"	40	40 mm	03	1.5"
25	25 mm	90	90 mm	03	1.5"	50	50 mm	04	2"
30	30 mm	01	0.75"	04	2"	60	60 mm	05	2.5"
35	35 mm	02	1"	05	2.5"				
40	40 mm	31	1 3/16"	07	3.5"				

### Hub type or Flexi 7100 chain type: digit 14

- 2 for C7100P0248 chain
- 3 for C7100K0325 chain
- 4 for C7100K0405 chain



### Extensions

Colors (on request): digit 18  
 - . . 1 White - . . 4 Black

### Examples

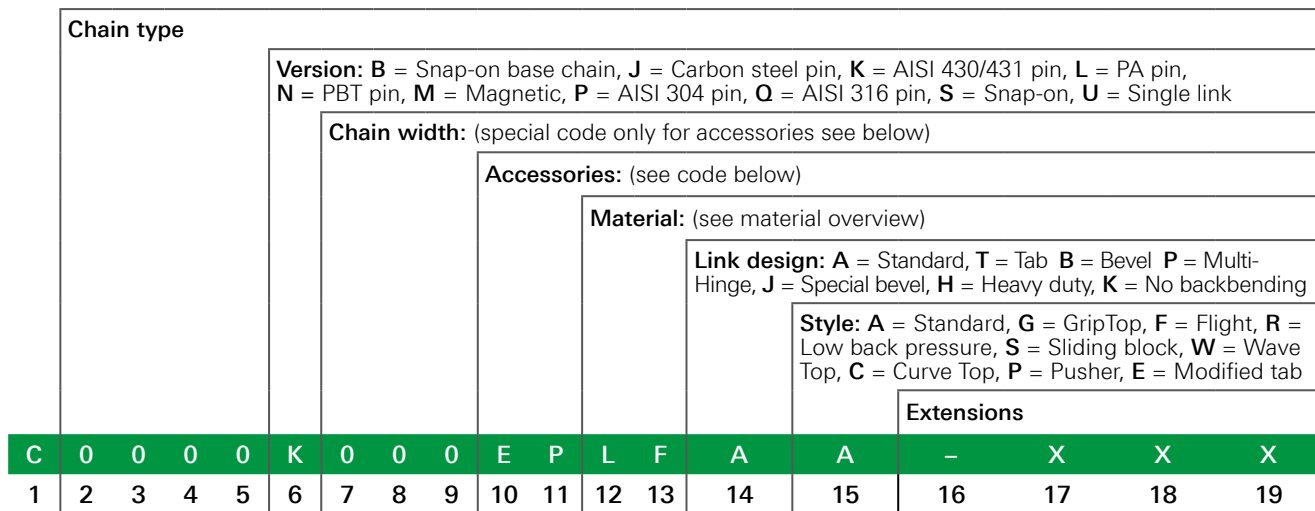
C0810L19PE

Chain 810 or similar engagement **Type** Idler **Teeth** 19 **Material** PE

C3200M08PE03QC

Chain 3200 or similar engagement **Type** Machined Sprocket **Teeth** 08 **Material** PE **Bore size** 1.5 inch **Bore shape** Square **Hub type** C

## Accessories code



### Chain width: digits 7 to 9

Code	Description
100	1.00"
125	1.25"
138	1.38"
144	1.44"
150	1.50"
165	1.65"
169	1.69"
200	2.00"

Code	Description
210	2.10"
219	2.19"
224	2.24"
225	2.25"
248	2.48"
250	2.50"
291	2.91"
325	3.25"

Code	Description
330	3.30"
375	3.75"
400	4.00"
405	4.05"
450	4.50"
600	6.00"
750	7.50"
Q10	10.00"

Code	Description
Q12	12.00"
Q15	15.00"
Q16	16.00"

### Accessories: digits 10 and 11

EP Extended pin HR Half round pusher A1 Plastic tab one hole (one side)

A2 Plastic tab one hole (two sides) K1 Stainless steel attachment

K2 Plastic tab two holes (two sides) CT Cone Line Module

X\_ Custom insert type (see Slat Top Plastic and Snap-on Accessories) TP Snap-on top plate

For custom accessories contact your local Habasit partner.

### Extensions

Building pattern for chains with accessories: digits 17 and 18

-01 Accessory on each module

-02 Accessory on every second module per 10 ft

-03 Accessory on every third module per 10 ft

-04 Accessory on every fourth module per 10 ft

Colors (on request): digit 19

(for Extended pin version digit 19 indicates the pin diameter instead of the color)

- . . 1 White - . . 2 Gray - . . 3 Blue - . . 4 Black - . . 8 Dark gray - . . 9 Natural - . . A Green

## Examples

C0820K325XAPTAA-05

**Chain** 820 **Version** AISI 430 pin **Width** 3.25 inch **Accessory** Custom insert type A

**Material** PT **Link design** Standard **Style** Standard

**Extension** Accessory on every fifth module per 10 ft

C1873SQ12XBLFTA-11

**Chain** 1873 **Version** Snap-on **Width** 12.00 inch **Accessory** Custom insert type B

**Material** LF **Link design** Tab **Style** Standard

**Extension** Accessory on every 11th module per 10 ft

C1200P224K2DPAA-031

**Chain** 1200 **Version** AISI 304 pin **Width** 2.24 inch **Accessory** Plastic tab two holes (two sides)

**Material** DP **Link design** Standard **Style** Standard

**Extension** Accessory on every third module per 10 ft and color white

CNH78P291EPLFAA-157

**Chain** NH78 **Version** AISI 304 pin **Width** 2.91 inch **Accessory** Extended pin

**Material** LF **Link design** Standard **Style** Standard

**Extension** Accessory on every 15th module per 10 ft and pin diameter 7/16 inch

C7100T325

**Chain** 7100 **Version** Pin tool **Width** 3.25 inch

## Plastic chains

HabaCHAIN® products are made of high quality plastics from the best raw material producers. Habasit's program of studying material applications ensures the most suitable plastic type material for the particular conditions, as listed below:

Plastic chains – Standard chain materials				
Material	Description	Density [g/cm <sup>3</sup> ]	Temperature range	Standard color
DP	Standard POM (Acetal) <sup>1)</sup> with good strength and good coefficient of friction. Entry level material for standard or low speed applications.	1.42	Dry conditions: -40 °C to +93 °C (-40 °F to +200 °F) Wet conditions: -40 °C to +60 °C (-40 °F to +140 °F)	Gray
LF	Low-friction POM (Acetal) <sup>1)</sup> with high strength and good abrasion resistance. Suitable for high speed applications. Food contact approved.	1.42	Dry conditions: -40 °C to +93 °C (-40 °F to +200 °F) Wet conditions: -40 °C to +60 °C (-40 °F to +140 °F)	Light brown  for Flexi Chains: White
PT	Low-friction POM (Acetal) <sup>1)</sup> The material shows a low coefficient of friction, high strength and good abrasion resistance. Suitable for high speed applications with reduced lubrication	1.43	Dry conditions: -40 °C to +93 °C (-40 °F to +200 °F) Wet conditions: -40 °C to +60 °C (-40 °F to +140 °F)	Gray-brown  for Flexi Chains: White
TS	Extra low-friction POM (Acetal) <sup>1)</sup> with special self-lubricating agents. This material has the lowest friction values and highest PxV (load and speed) limit.	1.43	Dry conditions: -40 °C to +93 °C (-40 °F to +200 °F) Wet conditions: -40 °C to +60 °C (-40 °F to +140 °F)	Silver
NG	Extra low friction PBT material with good strength and very good abrasion resistance. Suitable for high speed, dry running applications. Should be used in combination with a high performance corner track.	1.34	Dry conditions: -40 °C to +120 °C (-40 °F to +248 °F) Wet conditions: -40 °C to +50 °C (-40 °F to +122 °F)	Gray

Plastic chains – Special chain materials				
Material	Description	Density [g/cm <sup>3</sup> ]	Temperature range	Standard color
For special materials, strength reduction and dimensional variation to be expected. Please consult with Habasit Engineering.				
PK	Extra wear-resistant aramid fiber-filled POM (Acetal) <sup>1)</sup> . The special formulation ensures good wear resistance and a low coefficient of friction, especially for abrasive, wet or dry running applications.	1.41	Dry conditions: -40 °C to +93 °C (-40 °F to +200 °F) Wet conditions: -40 °C to +66 °C (-40 °F to +151 °F)	Dark gray
EC	POM (Acetal) <sup>1)</sup> with an electrical surface resistivity according to IEC60093 / ASTM D257 below 10 <sup>7</sup> Ohm/sq. Material has high strength and a good coefficient of friction. Especially for applications where chain charge-up must be avoided. To be used with a conductive wear strip.	1.42	Dry conditions: -40 °C to +93 °C (-40 °F to +200 °F)	Black

<sup>1)</sup> POM (Acetal) generally shows good resistance to oil and alkalines and has a cut-resistant surface.

Plastic chains – Special chain materials				
Material	Description	Density [g/cm <sup>3</sup> ]	Temperature range	Standard color
DE	POM (Acetal) <sup>1)</sup> with a special additive to ensure the material is detectable for metal and X-ray systems.	1.67	Dry conditions: -40 °C to +93 °C (-40 °F to +200 °F) Wet conditions: -40 °C to +66 °C (-40 °F to +151 °F)	Blue
NY	PA with high strength and abrasion resistance. Material has very good long-term heat resistance. Suitable for high load, dry conditions and elevated temperatures. Flammability rating UL94 V2	1.14	Dry conditions: -46 °C to +118 °C short-term +135 °C (-50 °F to +245 °F short-term +275 °F) Wet conditions: not recommended	Dark gray
WR	Extra wear-resistant PA for dry and abrasive applications (glass). Higher wear resistance than NY with a low coefficient of friction. When using this material, it is necessary to use a synthetic lubricating agent (no water).	1.35	Dry conditions: -18 °C to +82 °C (0 °F to +180 °F) Wet conditions: not recommended	Black
HT	Reinforced PA with very high strength and toughness. Suitable for high loads, dry conditions, at elevated temperatures. Flammability rating UL94 HB.	1.37	Dry conditions: -40 °C to +145 °C short-term +175 °C (-40 °F to +293 °F short-term +347 °F) Wet conditions: not recommended	Black
NP	PBT with good strength and low coefficient of friction. Developed for conveying applications in the tobacco industry.	1.30	Dry conditions: -40 °C to +120 °C (-40 °F to +248 °F) Wet conditions: -40 °C to +50 °C (-40 °F to +122 °F)	Natural white
PP	Glass fiber reinforced PP designed for demanding applications where a high level of chemical resistance is required.	1.13	+5 °C to +105 °C (+40 °F to +220 °F)	Natural white
CR	Extremely chemical resistant fluorinated thermoplastic material. Good strength, low friction and good abrasion resistance. Especially for applications with high demands for chemical or hot water resistance.	1.78	Dry conditions: +5 °C to +115 °C (+40 °F to +239 °F) Wet conditions: +5 °C to +115 °C (+40 °F to +239 °F)	White

Steel chains				
Material	Description	Density [g/cm <sup>3</sup> ]	Temperature range	Standard color
CS	Carbon steel - 43 HRC	7.85	Wet conditions: not recommended Dry conditions: -40 °C to +180 °C (-40 °F to +355 °F)	Black
SS	Inox for standard applications - Ferritic stainless steel, magnetic qualities, and good chemical resistance. Suitable for most applications and environments.	7.90	Dry conditions: -40 °C to +260 °C (-40 °F to +500 °F) Wet conditions: -40 °C to +120 °C (-40 °F to +248 °F)	Gray
SH	Hard Inox for high strength applications - Martensitic stainless steel, magnetic qualities, better mechanical resistance and less chemical resistance, Ra < 0.3	7.70	Dry conditions: -40 °C to +260 °C (-40 °F to +500 °F) Wet conditions: -40 °C to +120 °C (-40 °F to +248 °F)	Gray
SA	18/8 SS with high chemical resistance - Austenitic stainless steel, non-magnetic, with better chemical resistance and wear resistance, but less mechanical strength. Used in tough environments or for esthetic reasons.	7.90	Dry conditions: -40 °C to +400 °C (-40 °F to +752 °F) Wet conditions: -40 °C to +120 °C (-40 °F to +248 °F)	Gray

Pins				
Material	Description	Density [g/cm <sup>3</sup> ]	Temperature range	Standard color
J	Case hardened carbon steel (steel chains only)	7.85	Wet conditions: not recommended Dry conditions: -40 °C to +180 °C (-40 °F to +355 °F)	Gray
K	Standard applications - Ferritic stainless steel, magnetic qualities, and good chemical resistance. Suitable for most applications and environments. Standard pin for plastic and steel chains. AISI 430 for plastic chains, and AISI 431 for steel chains (Previous code SS).	7.90	Dry conditions: -40 °C to +260 °C (-40 °F to +500 °F) Wet conditions: -40 °C to +120 °C (-40 °F to +248 °F)	Gray
P	High chemical resistance - Austenitic stainless steel, non-magnetic, with better chemical resistance and wear resistance, but less mechanical strength. Used in tough environments or for esthetic reasons. AISI 304 (Previous code SA)	7.90	Dry conditions: -40 °C to +400 °C (-40 °F to +752 °F) Wet conditions: -40 °C to +120 °C (-40 °F to +248 °F)	Gray
Q	High chemical resistance - Austenitic stainless steel, non-magnetic with increased resistance to chloride corrosion. AISI 316 (Previous code IN)	7.90	Dry conditions: -40 °C to +400 °C (-40 °F to +752 °F) Wet conditions: -40 °C to +120 °C (-40 °F to +248 °F)	Gray

4185BRO.CHA-en0416HQR

Pins				
Material	Description	Density [g/cm <sup>3</sup> ]	Temperature range	Standard color
L	Wear and fatigue resistant highly reinforced Polyamide. Easy to recycle option for plastic chains. (Previous code PA)	1.55	Dry conditions: -40 °C to +145 °C short-term +175 °C (-40°F to +293 °F short-term +347 °F) Wet conditions: not recommended	Natural beige
N	Extra low friction PBT material with good strength and very good abrasion resistance. Easy to recycle for selected plastic chains. (Previous code NG)	1.30	Dry conditions: -40 °C to +120 °C (-40 °F to +248 °F) Wet conditions: -40 °C to +50 °C (-40 °F to +122 °F)	Natural white

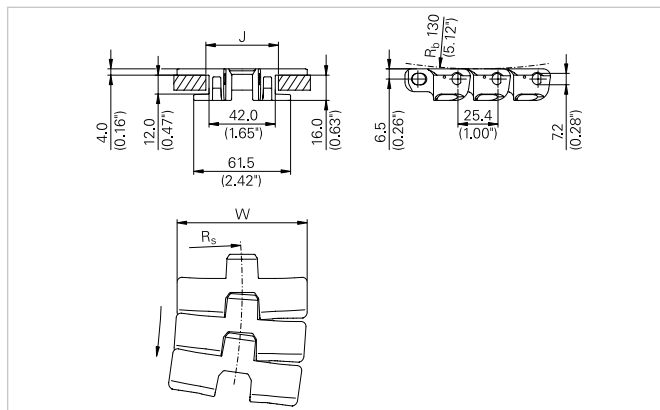
Sprockets				
Material	Description	Density [g/cm <sup>3</sup> ]	Temperature range	Standard color
GS	Reinforced polyamide with high strength and wear resistance for long life Multi-Hub sprockets.	1.37	Dry conditions: -46 °C to +118 °C (-50 °F to +245 °F) Wet conditions: -40 °C to +50 °C (-40 °F to +122 °F)	Black
ND	Tough, wear resistant and noise dampening material for Multi-Hub sprockets.	1.24	-20 °C to +50 °C (-4 °F to + 120 °F)	Dark gray
PE	Tough, wear resistant and noise dampening UHMWPE. Not suitable for abrasive applications. For machined sprockets.	0.94	-70 °C to +65 °C (-94 °F to +150 °F)	Natural white
NY	High heat resistant, good abrasion resistant polyamide sprocket material. For machined sprockets.	1.14	Dry conditions: -46 °C to +118 °C short-term +135 °C (-50 °F to +245 °F short-term +275 °F) Wet conditions: not recommended	Natural white
L	Extra low friction POM (Acetal) with self-lubricating agent for Multi-Hub idler and moulded sprockets.	1.41	Dry conditions: -40 °C to +93 °C (-40 °F to +200 °F) Wet conditions: -40 °C to +60 °C (-40 °F to +140 °F)	Black
CI	Cast iron for solid sprockets. Suitable in non-corrosive, abrasive environments, such as glass conveying.	7.85	Dry conditions: -40 °C to +180 °C (-40 °F to +355 °F) Wet conditions: not recommended	Black

Accessories				
Material	Description	Density [g/cm <sup>3</sup> ]	Temperature range	Standard color
G	For GripTop inserts on Slat Top Plastic Chains	1.16	-40 °C to +60 °C (-40 °F to +140 °F)	Black or White
PL	For GripTop inserts on Slat Top Plastic and Snap-on Chains	1.14	-40 °C to +80 °C (-40 °F to +176 °F)	Black or White
HY	For GripTop inserts on Slat Top Plastic and Snap-on Chains	1.20	-40 °C to +110 °C (-40 °F to +230 °F)	Black or white
PP	Polypropylene glass fiber reinforced, for retainer rings	1.13	+5 °C to +105 °C (+40 °F to +220 °F)	Blue

4185BRO.CHA-en0416HQR

### Description

- Radius running plastic tab chain
- Small pitch for smooth product transfer with short dead plates
- Capable to run on corner discs
- 1061 hinge design = identical sprocket for 770 and 1061 series chains
- For conveyor layouts requiring tight turns
- For side transfer with 820 and 828 series straight running chains



### Chain data

Habasit code	Width W		Weight		Nominal tensile strength $F_N$		J (straight)		J (curve)		$R_s$		Material
	mm	inch	kg/m	lb/ft	N	lbf	mm	inch	mm	inch	mm	inch	
C0770K0325LFDA	82.6	3.25	1.12	0.75	1500	337	46.0	1.81	44.5	1.75	260	10.2	LF
C0770K0325PTTA	82.6	3.25	1.12	0.75	1500	337	46.0	1.81	44.5	1.75	260	10.2	PT
C0770K0325TSTA	82.6	3.25	1.12	0.75	1500	337	46.0	1.81	44.5	1.75	260	10.2	TS

**Pin material:** stainless steel

- Standard packaging: 3.048 m = 10 ft
- The weight specification is indicative
- Other materials on request

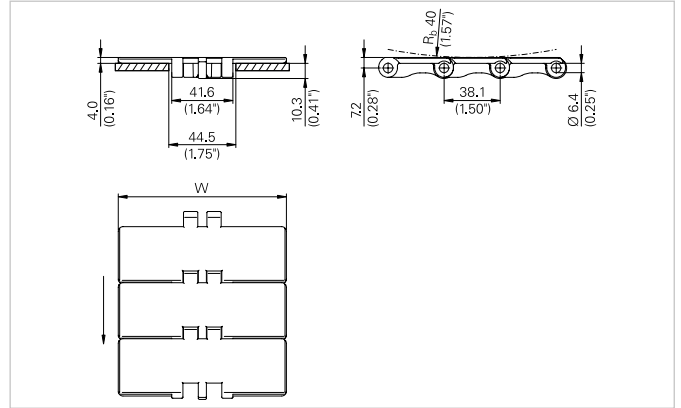
### Related products

- Multi-Hub 1060 sprocket rims
- Multi-Hub inserts
- Split sprockets – Series 1061



## Description

- Straight running plastic chain
- 820 hinge design = identical sprocket for 820 and 831 series chains
- For side transfer with 770, 880 or 890 series radius running chains



## Chain data

Habasit code	Width W		Weight		Nominal tensile strength $F_N$		Material
	mm	inch	kg/m	lb/ft	N	lbf	
C0820K0250DPAA	63.5	2.50	0.74	0.50	1650	371	DP
C0820K0250LFAA	63.5	2.50	0.74	0.50	1650	371	LF
C0820K0250PTAA	63.5	2.50	0.74	0.50	1650	371	PT
C0820K0325DPAA	82.6	3.25	0.85	0.57	1650	371	DP
C0820K0325LFAA	82.6	3.25	0.85	0.57	1650	371	LF
C0820K0325PTAA	82.6	3.25	0.85	0.57	1650	371	PT
C0820K0400DPAA	101.6	4.00	0.95	0.64	1650	371	DP
C0820K0400LFAA	101.6	4.00	0.95	0.64	1650	371	LF
C0820K0400PTAA	101.6	4.00	0.95	0.64	1650	371	PT
C0820K0450DPAA	114.3	4.50	1.03	0.69	1650	371	DP
C0820K0450LFAA	114.3	4.50	1.03	0.69	1650	371	LF
C0820K0450PTAA	114.3	4.50	1.03	0.69	1650	371	PT
C0820K0600DPAA	152.4	6.00	1.25	0.84	1650	371	DP
C0820K0600LFAA	152.4	6.00	1.25	0.84	1650	371	LF
C0820K0600PTAA	152.4	6.00	1.25	0.84	1650	371	PT
C0820K0750DPAA	190.5	7.50	1.47	0.99	1650	371	DP
C0820K0750LFAA	190.5	7.50	1.47	0.99	1650	371	LF
C0820K0750PTAA	190.5	7.50	1.47	0.99	1650	371	PT

### Pin material: stainless steel

- Standard packaging: 3.048 m = 10 ft
- The weight specification is indicative
- Other materials on request

### Related products

- Multi-Hub 820 sprocket rims
- Multi-Hub 820 idler rims
- Multi-Hub inserts
- Solid sprockets – Series 820
- Solid idlers – Series 810

### Options

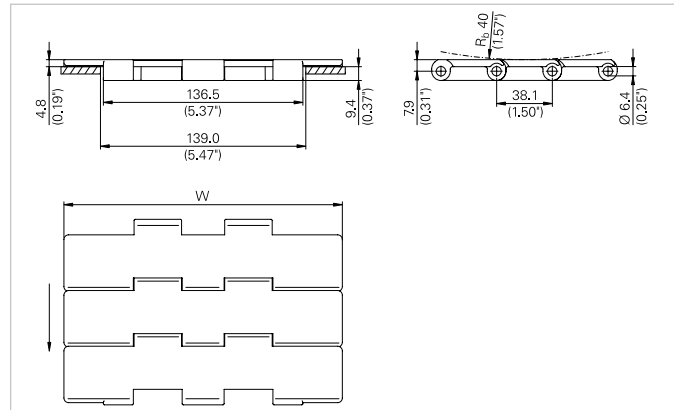
- Plastic pin

# HabaCHAIN®

## Slat Top 821 (straight)

### Description

- Straight running plastic chain
- Thick top plate = longer wear life
- Heavy duty double hinge design = identical sprocket for 800 and 821 series chain
- For side transfer with 879 and 882 series radius running chains



### Chain data

Habasit code	Width W		Weight		Nominal tensile strength $F_N$		Material
	mm	inch	kg/m	lb/ft	N	lbf	
C0821K0750DPAA	190.5	7.50	2.60	1.75	2850	641	DP
C0821K0750LFAA	190.5	7.50	2.60	1.75	2850	641	LF
C0821K0750PTAA	190.5	7.50	2.60	1.75	2850	641	PT
C0821K1000DPAA	254.0	10.00	3.10	2.08	2850	641	DP
C0821K1000LFAA	254.0	10.00	3.10	2.08	2850	641	LF
C0821K1000PTAA	254.0	10.00	3.10	2.08	2850	641	PT
C0821K1200DPAA	304.8	12.00	3.40	2.28	2850	641	DP
C0821K1200LFAA	304.8	12.00	3.40	2.28	2850	641	LF
C0821K1200PTAA	304.8	12.00	3.40	2.28	2850	641	PT

### Pin material: stainless steel

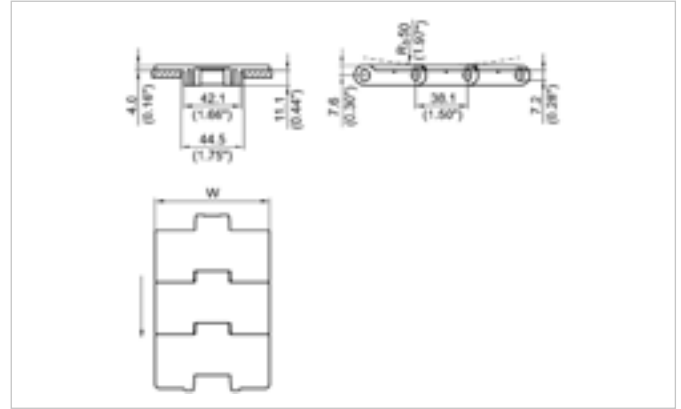
- Standard packaging: 3.048 m = 10 ft
- The weight specification is indicative
- Other materials on request

### Related products

- Multi-Hub 821 sprocket rims (2 set-up side-by-side)
- Multi-Hub inserts
- Solid sprockets – Series 821

## Description

- Straight running plastic chain
- 880 hinge design = identical sprocket for 828, 879, 880, 890 series chains
- For side transfer with 770, 880 or 890 series radius running chains



## Chain data

Habasit code	Width W		Weight		Nominal tensile strength $F_N$		Material
	mm	inch	kg/m	lb/ft	N	lb	
C0828K0330LFAA	83.8	3.30	0.89	0.60	1700	382	LF

## Pin material: stainless steel

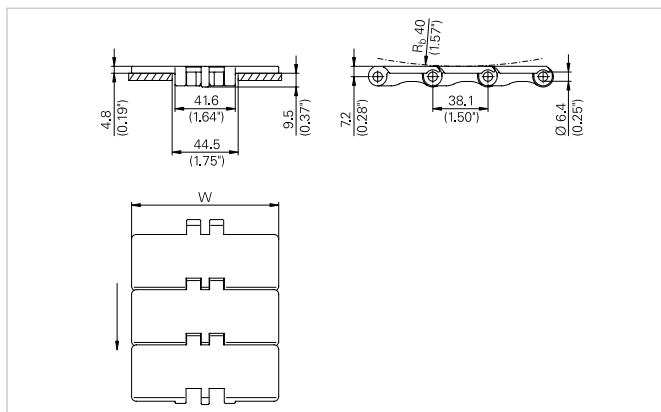
- Standard packaging: 3.048 m = 10 ft
- The weight specification is indicative
- Other materials on request

## Related products

- Multi-Hub 880 sprocket rims
- Multi-Hub 820 idler rims
- Multi-Hub inserts
- Solid sprockets – Series 880
- Solid idler 810

## Description

- Straight running plastic chain
- Thick top plate = longer wear life
- 820 hinge design = identical sprocket for 820 and 831 series chains
- For side transfer with 879 and 882 series radius running chains



## Chain data

Habasit code	Width W		Weight		Nominal tensile strength $F_N$		Material
	mm	inch	kg/m	lb/ft	N	lbf	
C0831K0325DPAA	82.6	3.25	1.00	0.67	1650	371	DP
C0831K0325LFAA	82.6	3.25	1.00	0.67	1650	371	LF
C0831K0325PTAA	82.6	3.25	1.00	0.67	1650	371	PT
C0831K0450DPAA	114.3	4.50	1.30	0.87	1650	371	DP
C0831K0450LFAA	114.3	4.50	1.30	0.87	1650	371	LF
C0831K0450PTAA	114.3	4.50	1.30	0.87	1650	371	PT
C0831K0750DPAA	190.5	7.50	1.82	1.22	1650	371	DP
C0831K0750LFAA	190.5	7.50	1.82	1.22	1650	371	LF
C0831K0750PTAA	190.5	7.50	1.82	1.22	1650	371	PT

**Pin material:** stainless steel

- Standard packaging: 3.048 m = 10 ft
- The weight specification is indicative
- Other materials on request

## Related products

- Multi-Hub 820 sprocket rims
- Multi-Hub 820 idler rims
- Multi-Hub inserts
- Solid sprockets – Series 820
- Solid idlers – Series 810

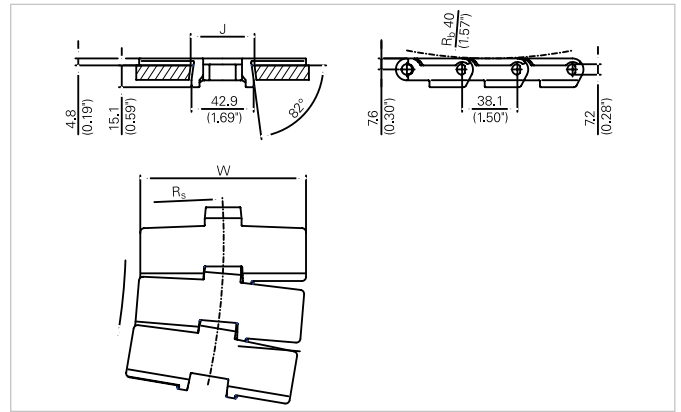
## Options

- Plastic pin

4185BRO.CHA-en0416HQR

## Description

- Radius running plastic bevel chain
- Thick top plate = longer wear life
- 880 hinge design = identical sprocket for 828, 879, 880, 890 series chains
- For side transfer with 821 and 831 series straight running chains



## Chain data

Habasit code	Width W		Weight		Nominal tensile strength $F_N$		J (straight)		J (curve)		$R_s$		Material
	mm	inch	kg/m	lb/ft	N	lbf	mm	inch	mm	inch	mm	inch	
C0879K0325DPBA	82.6	3.25	1.00	0.67	1900	428	44.5	1.75	41.3	1.62	457	18.0	DP
C0879K0325LFBA	82.6	3.25	1.00	0.67	1900	428	44.5	1.75	41.3	1.62	457	18.0	LF
C0879K0325PTBA	82.6	3.25	1.00	0.67	1900	428	44.5	1.75	41.3	1.62	457	18.0	PT
C0879K0450DPBA	114.3	4.50	1.25	0.84	1900	428	44.5	1.75	41.3	1.62	500	19.7	DP
C0879K0450LFBA	114.3	4.50	1.25	0.84	1900	428	44.5	1.75	41.3	1.62	500	19.7	LF
C0879K0450PTBA	114.3	4.50	1.25	0.84	1900	428	44.5	1.75	41.3	1.62	500	19.7	PT
C0879K0750DPBA	190.5	7.50	1.92	1.29	1900	428	44.5	1.75	41.3	1.62	610	24.0	DP
C0879K0750LFBA	190.5	7.50	1.92	1.29	1900	428	44.5	1.75	41.3	1.62	610	24.0	LF
C0879K0750PTBA	190.5	7.50	1.92	1.29	1900	428	44.5	1.75	41.3	1.62	610	24.0	PT

**Pin material:** stainless steel

- Standard packaging: 3.048 m = 10 ft
- The weight specification is indicative
- Other materials on request

## Related products

- Multi-Hub 880 sprocket rims
- Multi-Hub 820 idler rims
- Multi-Hub inserts
- Solid sprockets – Series 880
- Solid idlers – Series 810

## Options

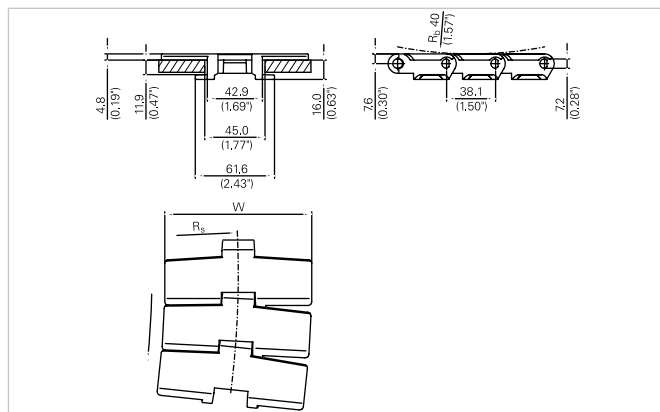
- Plastic pin

# HabaCHAIN®

## Slat Top 879T (radius)

### Description

- Radius running plastic tab chain
- Thick top plate = longer wear life
- 880 hinge design = identical sprocket for 828, 879, 880, 890 series chains
- For side transfer with 821 and 831 series straight running chains



### Chain data

Habasit code	Width W		Weight		Nominal tensile strength		R <sub>s</sub>		Material
	mm	inch	kg/m	lb/ft	N	lbf	mm	inch	
C0879K0325DPTA	82.6	3.25	1.06	0.71	1900	428	457	18.0	DP
C0879K0325LFTA	82.6	3.25	1.06	0.71	1900	428	457	18.0	LF
C0879K0325PTTA	82.6	3.25	1.06	0.71	1900	428	457	18.0	PT
C0879K0450DPTA	114.3	4.50	1.30	0.87	1900	428	500	19.7	DP
C0879K0450LFTA	114.3	4.50	1.30	0.87	1900	428	500	19.7	LF
C0879K0450PTTA	114.3	4.50	1.30	0.87	1900	428	500	19.7	PT
C0879K0750DPTA	190.5	7.50	1.98	1.33	1900	428	610	24.0	DP
C0879K0750LFTA	190.5	7.50	1.98	1.33	1900	428	610	24.0	LF
C0879K0750PTTA	190.5	7.50	1.98	1.33	1900	428	610	24.0	PT

**Pin material:** stainless steel

- Standard packaging: 3.048 m = 10 ft
- The weight specification is indicative
- Other materials on request

### Related products

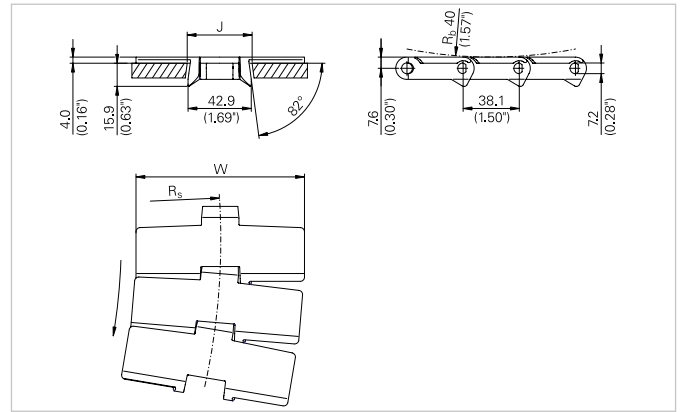
- Multi-Hub 880 sprocket rims
- Multi-Hub inserts
- Solid sprockets – Series 880

### Options

- Plastic pin

## Description

- Radius running plastic bevel chain
- 880 hinge design = identical sprocket for 828, 879, 880, 890 series chains
- For side transfer with 820 and 828 series straight running chains



## Chain data

Habasit code	Width W		Weight		Nominal tensile strength $F_N$		J (straight)		J (curve)		$R_s$		Material
	mm	inch	kg/m	lb/ft	N	lbf	mm	inch	mm	inch	mm	inch	
C0880K0325DPBA	82.6	3.25	0.89	0.60	1900	428	44.5	1.75	41.3	1.62	457	18.0	DP
C0880K0325LFBA	82.6	3.25	0.89	0.60	1900	428	44.5	1.75	41.3	1.62	457	18.0	LF
C0880K0325PTBA	82.6	3.25	0.89	0.60	1900	428	44.5	1.75	41.3	1.62	457	18.0	PT
C0880K0450DPBA	114.3	4.50	1.04	0.70	1900	428	44.5	1.75	41.3	1.62	500	19.7	DP
C0880K0450LFBA	114.3	4.50	1.04	0.70	1900	428	44.5	1.75	41.3	1.62	500	19.7	LF
C0880K0450PTBA	114.3	4.50	1.04	0.70	1900	428	44.5	1.75	41.3	1.62	500	19.7	PT
C0880K0750DPBA	190.5	7.50	1.40	0.94	1900	428	44.5	1.75	41.3	1.62	610	24.0	DP
C0880K0750LFBA	190.5	7.50	1.40	0.94	1900	428	44.5	1.75	41.3	1.62	610	24.0	LF
C0880K0750PTBA	190.5	7.50	1.40	0.94	1900	428	44.5	1.75	41.3	1.62	610	24.0	PT

## Pin material: stainless steel

- Standard packaging: 3.048 m = 10 ft
- The weight specification is indicative
- Other materials on request

## Related products

- Multi-Hub 880 sprocket rims
- Multi-Hub 820 idler rims
- Multi-Hub inserts
- Solid sprockets – Series 880
- Solid idlers – Series 810

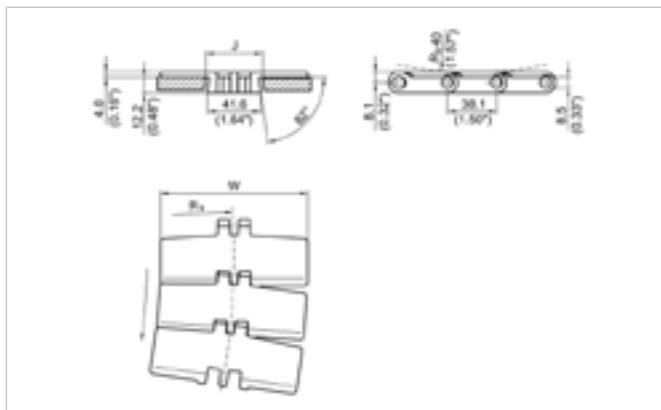
## Options

- Plastic pin



## Description

- Radius running plastic bevel chain
- Easy disposal (all plastic design)
- High nominal tensile strength (3/4 of comparable steel pin chain) but 20% less weight
- Double hinge design with strong D-shape plastic pin
- 880 hinge design = identical sprocket for 828, 879, 880, 890 series chains
- For side transfer with 820 and 828 series straight running chains



## Chain data

Habasit code	Width W		Weight		Nominal tensile strength $F_N$		J (straight)		J (curve)		$R_s$		Material
	mm	inch	kg/m	lb/ft	N	lbf	mm	inch	mm	inch	mm	inch	
C0880L0325LFJA-00A	82.6	3.25	0.70	0.47	1050	236	43	1.69	40.5	1.59	600	23.6	LF

**Pin material:** plastic (PBT), white

- Standard packaging: 3.048 m = 10 ft
- The weight specification is indicative
- Other materials on request

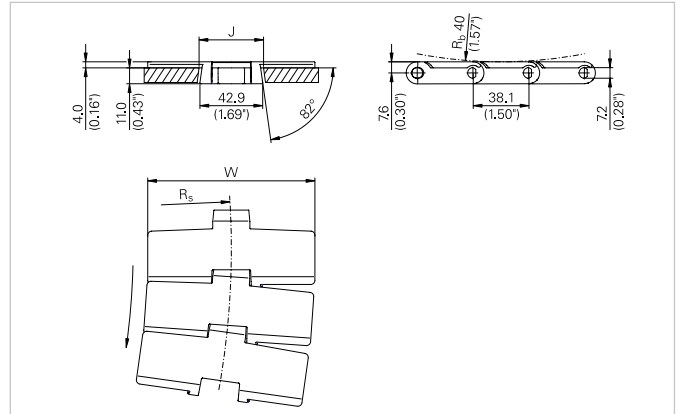
## Related products

- Multi-Hub 880 sprocket rims
- Multi-Hub 820 idler rims
- Multi-Hub inserts
- Solid sprockets – Series 880
- Solid idler 810



## Description

- Radius running plastic bevel chain
- Special bevel design without “shark fin”
- Single hinge design with D-shape steel pin
- 880 hinge design = identical sprocket for 828, 879, 880, 890 series chains
- For side transfer with 820 and 828 series straight running chains



## Chain data

Habasit code	Width W		Weight		Nominal tensile strength $F_N$		J (straight)		J (curve)		$R_s$		Material
	mm	inch	kg/m	lb/ft	N	lbf	mm	inch	mm	inch	mm	inch	
C0880K0325LFJA	82.6	3.25	0.89	0.60	1900	428	44.5	1.75	41.3	1.62	457	18.00	LF
C0880K0450LFJA	114.3	4.50	1.04	0.70	1900	428	44.5	1.75	41.3	1.62	500	19.70	LF

### Pin material: stainless steel

- Standard packaging: 3.048 m = 10 ft
- The weight specification is indicative
- Other materials on request

### Related products

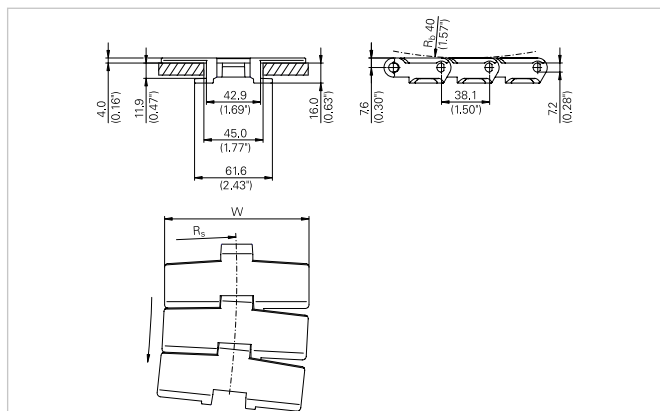
- Multi-Hub 880 sprocket rims
- Multi-Hub 820 idler rims
- Multi-Hub inserts
- Solid sprockets – Series 880
- Solid idler 810

# HabaCHAIN®

## Slat Top 880T (radius)

### Description

- Radius running plastic tab chain
- 880 hinge design = identical sprocket for 828, 879, 880, 890 series chains
- For side transfer with 820 and 828 series straight running chains



### Chain data

Habisit code	Width W		Weight		Nominal tensile strength		R <sub>s</sub>		Material
	mm	inch	kg/m	lb/ft	N	lbf	mm	inch	
C0880K0325DPTA	82.6	3.25	1.00	0.67	1900	428	457	18.0	DP
C0880K0325LFTA	82.6	3.25	1.00	0.67	1900	428	457	18.0	LF
C0880K0325PTTA	82.6	3.25	1.00	0.67	1900	428	457	18.0	PT
C0880K0450DPTA	114.3	4.50	1.16	0.74	1900	428	500	19.7	DP
C0880K0450LFTA	114.3	4.50	1.16	0.74	1900	428	500	19.7	LF
C0880K0450PTTA	114.3	4.50	1.16	0.74	1900	428	500	19.7	PT
C0880K0750DPTA	190.5	7.50	1.35	0.99	1900	428	610	24.0	DP
C0880K0750LFTA	190.5	7.50	1.35	0.99	1900	428	610	24.0	LF
C0880K0750PTTA	190.5	7.50	1.35	0.99	1900	428	610	24.0	PT

**Pin material:** stainless steel

- Standard packaging: 3.048 m = 10 ft
- The weight specification is indicative
- Other materials on request

### Related products

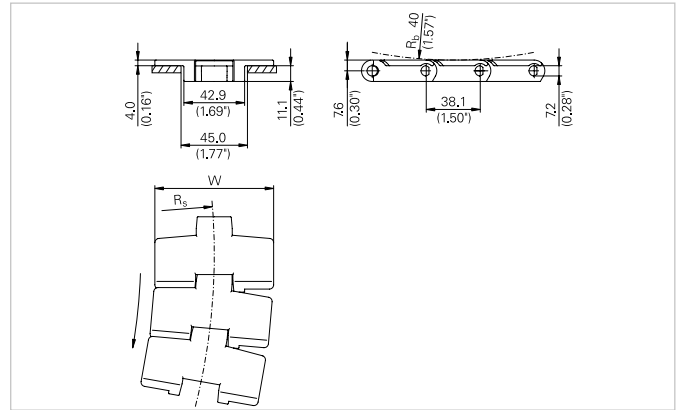
- Multi-Hub 880 sprocket rims
- Multi-Hub inserts
- Solid sprockets – Series 880

### Options

- Plastic pin

## Description

- Radius running plastic magnetic chain
- Held down in the curve by a magnetic corner track
- Easy removal from the corner track for cleaning or maintenance
- 880 hinge design = identical sprocket for 828, 879, 880, 890 series chains
- For side transfer with 820 and 828 series straight running chains



## Chain data

Habasit code	Width W		Weight		Nominal tensile strength		R <sub>s</sub>		Material
	mm	inch	kg/m	lb/ft	N	lbf	mm	inch	
C0880M0325DPAA	82.6	3.25	0.90	0.62	1900	428	457	18.0	DP
C0880M0325LFAA	82.6	3.25	0.90	0.62	1900	428	457	18.0	LF
C0880M0325PTAA	82.6	3.25	0.90	0.62	1900	428	457	18.0	PT
C0880M0330DPAA	83.8	3.30	0.91	0.61	1900	428	457	18.0	DP
C0880M0330LFAA	83.8	3.30	0.91	0.61	1900	428	457	18.0	LF
C0880M0330PTAA	83.8	3.30	0.91	0.61	1900	428	457	18.0	PT
C0880M0450DPAA	114.3	4.50	1.07	0.72	1900	428	500	19.6	DP
C0880M0450LFAA	114.3	4.50	1.07	0.72	1900	428	500	19.6	LF
C0880M0450PTAA	114.3	4.50	1.07	0.72	1900	428	500	19.6	PT

**Pin material:** stainless steel

- Standard packaging: 3.048 m = 10 ft
- The weight specification is indicative
- Other materials on request

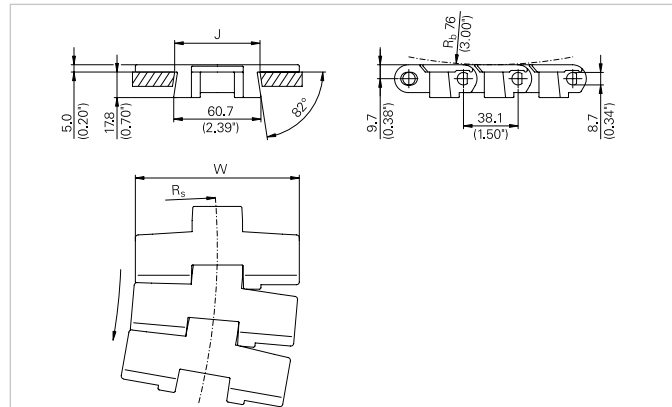
## Related products

- Multi-Hub 880 sprocket rims
- Multi-Hub 820 idler rims
- Multi-Hub inserts
- Solid sprockets – Series 880
- Solid idler 810
- Magnetic corner tracks see HabiPLAST® Product Guide Code No. 4097

# HabaCHAIN® Slat Top 882B (radius)

## Description

- Radius running plastic bevel chain
- Thick top plate = longer wear life



## Chain data

Habasit code	Width W		Weight		Nominal tensile strength $F_N$		J (straight)		J (curve)		$R_s$		Material
	mm	inch	kg/m	lb/ft	N	lbf	mm	inch	mm	inch	mm	inch	
C0882K0450DPBA	114.3	4.50	1.79	1.20	2850	641	62	2.44	58	2.28	610	24.0	DP
C0882K0450LFBA	114.3	4.50	1.79	1.20	2850	641	62	2.44	58	2.28	610	24.0	LF
C0882K0450PTBA	114.3	4.50	1.79	1.20	2850	641	62	2.44	58	2.28	610	24.0	PT
C0882K0750DPBA	190.5	7.50	2.20	1.48	2850	641	62	2.44	58	2.28	610	24.0	DP
C0882K0750LFBA	190.5	7.50	2.20	1.48	2850	641	62	2.44	58	2.28	610	24.0	LF
C0882K0750PTBA	190.5	7.50	2.20	1.48	2850	641	62	2.44	58	2.28	610	24.0	PT
C0882K1000DPBA	254.0	10.00	2.52	1.69	2850	641	62	2.44	58	2.28	610	24.0	DP
C0882K1000LFBA	254.0	10.00	2.52	1.69	2850	641	62	2.44	58	2.28	610	24.0	LF
C0882K1000PTBA	254.0	10.00	2.52	1.69	2850	641	62	2.44	58	2.28	610	24.0	PT
C0882K1200DPBA	304.8	12.00	2.75	1.85	2850	641	62	2.44	58	2.28	610	24.0	DP
C0882K1200LFBA	304.8	12.00	2.75	1.85	2850	641	62	2.44	58	2.28	610	24.0	LF
C0882K1200PTBA	304.8	12.00	2.75	1.85	2850	641	62	2.44	58	2.28	610	24.0	PT

**Pin material:** stainless steel

- Standard packaging: 3.048 m = 10 ft
- The weight specification is indicative
- Other materials on request

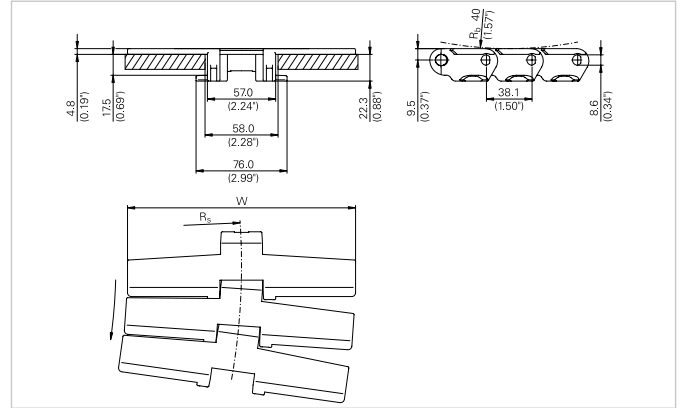
## Related products

- Multi-Hub 882 sprocket rims
- Multi-Hub inserts
- Solid sprockets – Series 882

# HabaCHAIN® Slat Top 882T (radius)

## Description

- Radius running plastic tab chain
- Thick top plate = longer wear life
- For side transfer with 821 and 831 series straight running chains



## Chain data

Habasit code	Width W		Weight		Nominal tensile strength		$R_s$		Material
	mm	inch	kg/m	lb/ft	N	lbf	mm	inch	
C0882K0450DPTA	114.3	4.50	1.92	1.29	2850	641	610	24.0	DP
C0882K0450LFTA	114.3	4.50	1.92	1.29	2850	641	610	24.0	LF
C0882K0450PTTA	114.3	4.50	1.92	1.29	2850	641	610	24.0	PT
C0882K0750DPTA	190.5	7.50	2.34	1.57	2850	641	610	24.0	DP
C0882K0750LFTA	190.5	7.50	2.34	1.57	2850	641	610	24.0	LF
C0882K0750PTTA	190.5	7.50	2.34	1.57	2850	641	610	24.0	PT
C0882K1000DPTA	254.0	10.00	2.66	1.79	2850	641	610	24.0	DP
C0882K1000LFTA	254.0	10.00	2.66	1.79	2850	641	610	24.0	LF
C0882K1000PTTA	254.0	10.00	2.66	1.79	2850	641	610	24.0	PT
C0882K1200DPTA	304.8	12.00	2.89	1.94	2850	641	610	24.0	DP
C0882K1200LFTA	304.8	12.00	2.89	1.94	2850	641	610	24.0	LF
C0882K1200PTTA	304.8	12.00	2.89	1.94	2850	641	610	24.0	PT
C0882K1500DPTA	381.0	15.00	3.07	2.06	2850	641	686	27.0	DP
C0882K1500LFTA	381.0	15.00	3.07	2.06	2850	641	686	27.0	LF
C0882K1500PTTA	381.0	15.00	3.07	2.06	2850	641	686	27.0	PT
C0882K1600DPTA	406.4	16.00	3.18	2.14	2850	641	686	27.0	DP
C0882K1600LFTA	406.4	16.00	3.18	2.14	2850	641	686	27.0	LF
C0882K1600PTTA	406.4	16.00	3.18	2.14	2850	641	686	27.0	PT

## Pin material: stainless steel

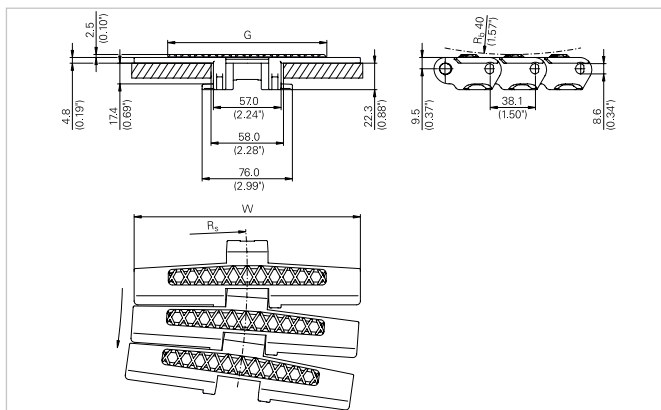
- Standard packaging: 3.048 m = 10 ft
- The weight specification is indicative
- Other materials on request

## Related products

- Multi-Hub 882 sprocket rims
- Multi-Hub inserts
- Solid sprockets – Series 882

## Description

- Radius running plastic tab chain
- High friction GripTop inserts



## Chain data

Habasit code	Width W		Weight		Nominal tensile strength		R <sub>s</sub>		Material
	mm	inch	kg/m	lb/ft	N	lbf	mm	inch	
C0882K0450LFTG	114.3	4.50	2.00	1.34	2850	641	610	24.0	LF
C0882K0750LFTG	190.5	7.50	2.40	1.61	2850	641	610	24.0	LF

## Pin material: special stainless steel

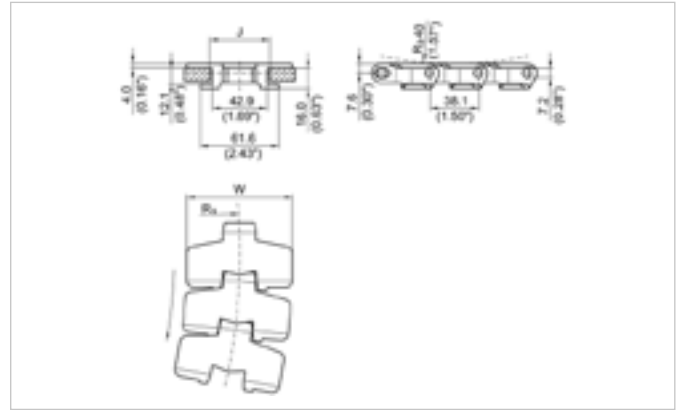
- Standard packaging: 3.048 m = 10 ft with building pattern -01, for special building pattern see Product Guide, page Nomenclature
- Weights are only indicative
- Other materials on request
- Photo shows building pattern -01
- GripTop width G:  
C0882K0450LFTG: 95mm  
C0882K0750LFTG: 133mm

## Related products

- Multi-Hub 882 sprocket rims
- Multi-Hub inserts
- Solid sprockets – Series 882

## Description

- Radius running plastic tab chain
- Capable to run on corner discs
- 880 hinge design = identical sprocket for 828, 879, 880, 890 series chains
- For conveyor layouts requiring tight turns
- For side transfer with 820 and 828 series straight running chains



## Chain data

Habasit code	Width W		Weight		Nominal tensile strength $F_N$		J (straight)		J (curve)		$R_s$		Material
	mm	inch	kg/m	lb/ft	N	lbf	mm	inch	mm	inch	mm	inch	
C0890K0325LFTA	82.6	3.25	0.98	0.66	1900	428	46.0	1.81	44.5	1.75	200	7.9	LF
C0890K0450LFTA	114.3	4.50	1.10	0.74	1900	428	46.0	1.81	44.5	1.75	200	7.9	LF

## Pin material: stainless steel

- Standard packaging: 3.048 m = 10 ft
- The weight specification is indicative
- Other materials on request

## Related products

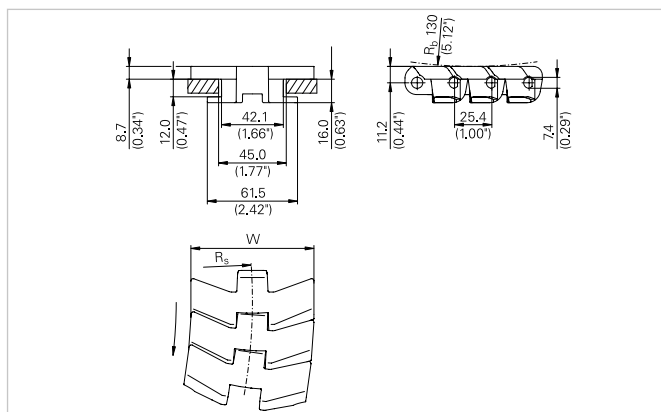
- Multi-Hub 880 sprocket rims
- Multi-Hub inserts
- Solid sprockets – Series 880

## Options

- Plastic pin

### Description

- Radius running plastic tab chain
- Small pitch for smooth product transfer with short dead plates
- 1061 hinge design = identical sprocket for 770 and 1061 series chains
- For side transfer with HabasitLINK® M2420 and M2470 Flat Top 1" modular belts



### Chain data

Habasit code	Width W		Weight		Nominal tensile strength		R <sub>s</sub>		Material
	mm	inch	kg/m	lb/ft	N	lbf	mm	inch	
C1061K0330DPTA	83.8	3.30	1.55	1.04	1650	371	500	19.7	DP
C1061K0330LFTA	83.8	3.30	1.55	1.04	1650	371	500	19.7	LF
C1061K0330PTTA	83.8	3.30	1.55	1.04	1650	371	500	19.7	PT
C1061K0330TSTA	83.8	3.30	1.55	1.04	1650	371	500	19.7	TS

**Pin material:** stainless steel

- Standard packaging: 3.048 m = 10 ft
- The weight specification is indicative
- Other materials on request

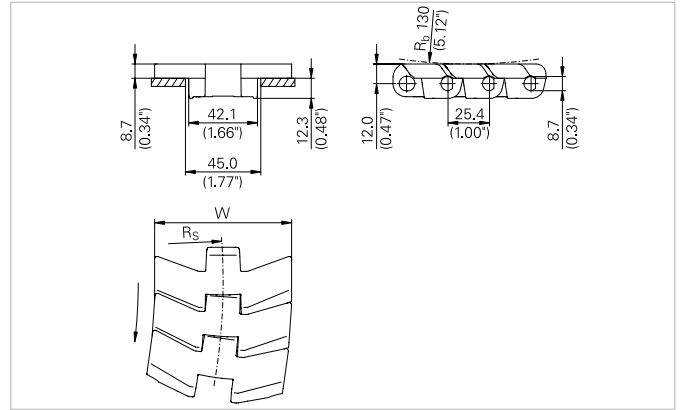
### Related products

- Multi-Hub 1060 sprocket rims
- Multi-Hub inserts
- Split sprockets – Series 1061



## Description

- Radius running plastic magnetic chain
- Held down in the curve by a magnetic corner track
- Easy removal from the corner track for cleaning or maintenance
- Small pitch for smooth product transfer with short dead plates
- 1061 hinge design = identical sprocket for 770 and 1061 series chains
- For side transfer with HabasitLINK® M2420 and M2470 Flat Top 1" modular belts



## Chain data

Habasit code	Width W		Weight		Nominal tensile strength		R <sub>s</sub>		Material
	mm	inch	kg/m	lb/ft	N	lbf	mm	inch	
C1061M0330DPAA	83.8	3.30	1.67	1.12	1650	371	500	19.7	DP
C1061M0330LFAA	83.8	3.30	1.67	1.12	1650	371	500	19.7	LF
C1061M0330PTAA	83.8	3.30	1.67	1.12	1650	371	500	19.7	PT
C1061M0330TSAA	83.8	3.30	1.67	1.12	1650	371	500	19.7	TS

**Pin material:** stainless steel

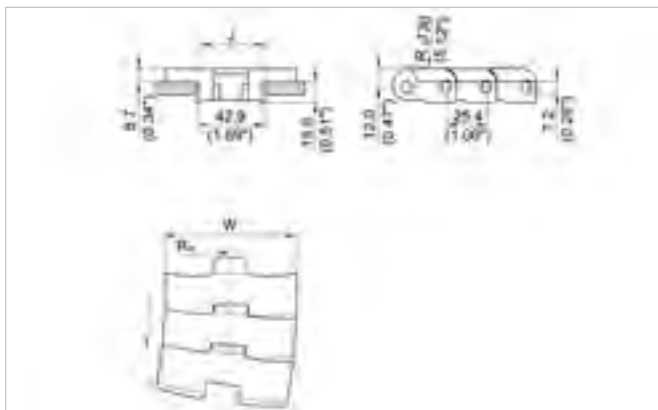
- Standard packaging: 3.048 m = 10 ft
- The weight specification is indicative
- Other materials on request

## Related products

- Multi-Hub 1060 sprocket rims
- Multi-Hub inserts
- Split sprockets – Series 1061
- Magnetic corner tracks see HabiPLAST® Product Guide Code No. 4097

### Description

- Radius running plastic bevel chain
- Easy removal from the corner track for cleaning or maintenance
- Small pitch for smooth product transfer with short dead plates
- 1071 hinge design = identical sprocket for 770, 1061 and 1071 series chains
- For side transfer with HabasitLINK® M2420 and M2470 Flat Top 1" modular belts



### Chain data

Habasit code	Width W		Weight		Nominal tensile strength $F_N$		J (straight)		J (curve)		$R_s$		Material
	mm	inch	kg/m	lb/ft	N	lbf	mm	inch	mm	inch	mm	inch	
C1071K330LFBA-003	83.8	3.30	1.55	1.04	2230	500	44.5	1.75	41.3	1.62	457	18.0	LF
C1071K0330HTBA	83.8	3.30	1.51	1.01	2230	500	44.5	1.75	41.3	1.62	457	18.0	HT

### Pin material: stainless steel

- Standard packaging: 3.048 m = 10 ft
- The weight specification is indicative
- Other materials on request

### Related products

- Multi-Hub 1060 Sprocket-Rims
- Multi-Hub Inserts
- Split Sprockets - Series 1061

### Inserts

Inserts can be fitted into most Slat Top plastic chain types to increase the friction between product and chain. This is beneficial for incline or decline applications.

1. Serial inserts (e.g. 882TG)

- Standard insert material is G
- 65 Shore A hardness
- Heavy duty insert

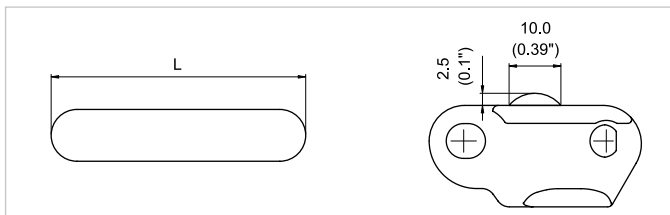


2. Custom inserts

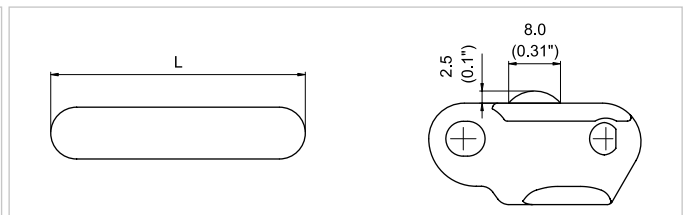
- Standard insert material PL (other materials like HY available)
- 85 Shore A hardness (other hardness grades available in other materials)
- Available as individual links or assembled into chain lengths (standard packaging: 3.048 m = 10 ft)
- For order code of special building pattern see page "Nomenclature"
- Custom insert dimensions are shown in the table below

Chain type	Chain width	Insert type	Insert width L	
			mm	inch
820 / 831	325	XA	60	2.36
	400 (only 820)		90	3.54
	450		105	4.13
	600 (only 820)		130	5.12
	750		130	5.12
821	750	XA	130	5.12
	1000		200	7.87
	1200	XB	295	11.61
879 / 880	325	XA	60	2.36
	450		90	3.54
	750		130	5.12
882B / 882T	450	XA	90	3.54
	750		130	5.12
	1000		200	7.87
	1200	XB	295	11.61
882T	1500	XB	295	11.61
	1600		295	11.61

Type XA



Type XB



This is only a brief overview of our inserts. Many different insert designs are available.

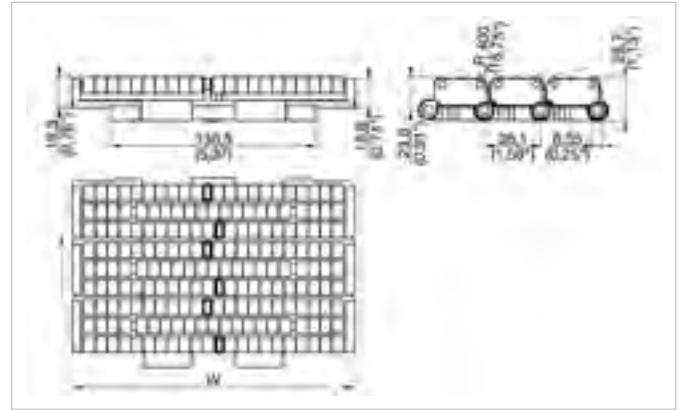

### Drilled holes

For special applications (e.g. vacuum) when holes in Slat Top chains are needed, we offer HabaCHAIN® Slat Top plastic chains with custom-made drilled holes. The holes are drilled on a dedicated CNC machine according to the pattern specified by the customer. All types of hole shapes (not only round) can be machined. For further information and availability please contact your local Habasit partner.



## Description

- Straight running low-back pressure chain
- Patented design



## Chain data

Habasit code	Width W		Weight		Nominal tensile strength $F_N$		Material
	mm	inch	kg/m	lb/ft	N	lbf	
C0821K0750LFAR	190.5	7.50	4.20	2.82	2850	641	LF
C0821K1000LFAR	254.0	10.00	5.50	3.70	2850	641	LF
C0821K1200LFAR	304.8	12.00	6.50	4.37	2850	641	LF

## Pin material: stainless steel

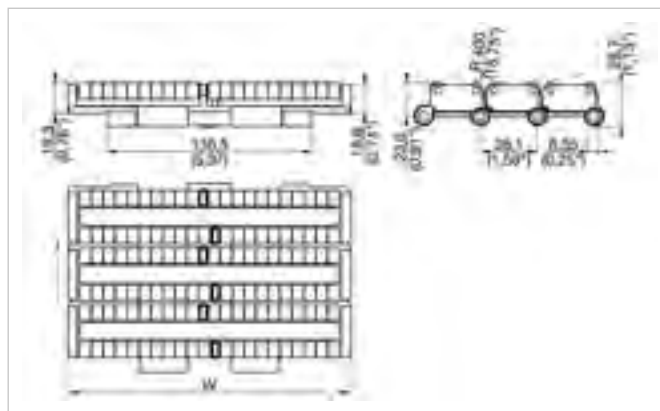
- Standard packaging: **1.524 m = 5 ft**
- The weight specification is indicative
- Roller material: DP (blue)
- Other materials on request

## Related products

- Multi-Hub 821 sprocket rims
- Multi-Hub 881 sprocket rims (2 set-up side-by-side)
- Multi-Hub inserts
- Solid sprockets – Series 821

### Description

- Straight running low-back pressure chain
- Patented design
- Third roller row replaced by sliding block
- Cost efficient solution
- For wide and stable goods



### Chain data

Habasit code	Width W		Weight		Nominal tensile strength $F_N$		Material
	mm	inch	kg/m	lb/ft	N	lbf	
C0821K0750LFAS	190.5	7.50	3.60	2.42	2850	641	LF
C0821K1000LFAS	254.0	10.00	4.70	3.16	2850	641	LF
C0821K1200LFAS	304.8	12.00	5.50	3.70	2850	641	LF

**Pin material:** stainless steel

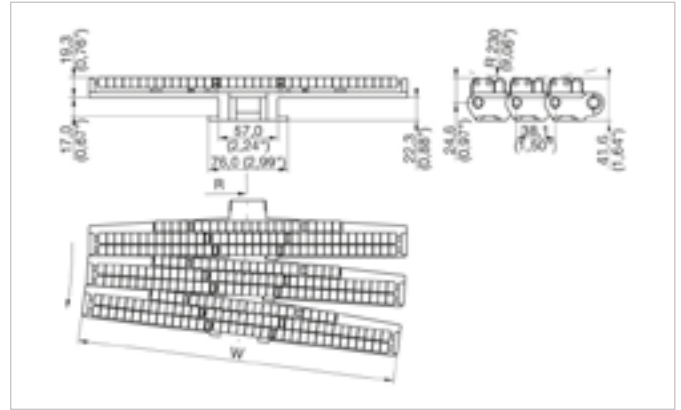
- Standard packaging: **1.524 m = 5 ft**
- The weight specification is indicative
- Roller and sliding block material: DP (blue)
- Other materials on request

### Related products

- Multi-Hub 821 sprocket rims
- Multi-Hub 881 sprocket rims (2 set-up side-by-side)
- Multi-Hub inserts
- Solid sprockets – Series 821

## Description

- Radius running low-back pressure chain
- Patented design



## Chain data

Habasit code	Width W		Weight		Nominal tensile strength $F_N$		$R_s$		Material
	mm	inch	kg/m	lb/ft	N	lbf	mm	inch	
C0882K0750LFTR	190.5	7.50	4.40	2.96	2850	641	610	24.0	LF
C0882K1000LFTR	254.0	10.00	5.30	3.56	2850	641	610	24.0	LF
C0882K1200LFTR	304.8	12.00	6.00	4.03	2850	641	610	24.0	LF

**Pin material:** stainless steel

- Standard packaging: **1.524 m = 5 ft**
- The weight specification is indicative
- Roller material: DP (blue)
- Other materials on request

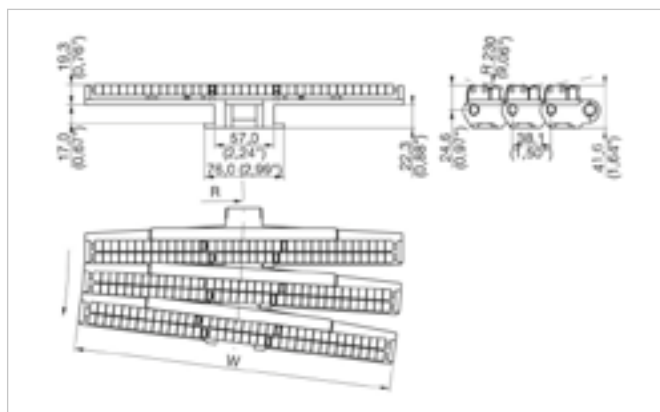
## Related products

- Multi-Hub 882 sprocket rims
- Multi-Hub inserts
- Solid sprockets – Series 882



### Description

- Radius running low-back pressure chain
- Patented design
- Third roller row replaced by sliding block
- Cost efficient solution
- For wide and stable goods



### Chain data

Habasit code	Width W		Weight		Nominal tensile strength		R <sub>s</sub>		Material
	mm	inch	kg/m	lb/ft	N	lbf	mm	inch	
C0882K0750LFTS	190.5	7.50	3.90	2.62	2850	641	610	24.0	LF
C0882K1000LFTS	254.0	10.00	4.70	3.16	2850	641	610	24.0	LF
C0882K1200LFTS	304.8	12.00	5.40	3.63	2850	641	610	24.0	LF

**Pin material:** stainless steel

- Standard packaging: **1.524 m = 5 ft**
- The weight specification is indicative
- Roller and sliding block material: DP (blue)
- Other materials on request

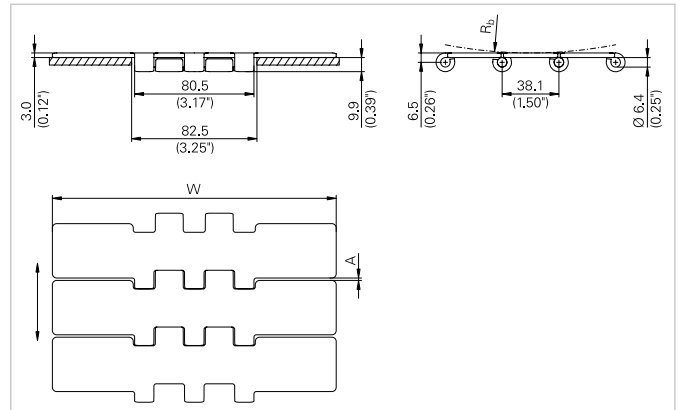
### Related products

- Multi-Hub 882 sprocket rims
- Multi-Hub inserts
- Solid sprockets – Series 882



## Description

- Straight running steel chain
- Double hinge design = identical sprocket for 800 and 821 series chain
- For side transfer with 881 series radius running chain



## Chain data

Habasit code	Width W		Weight		Nominal tensile strength $F_N$		$R_b$		Plate clearance A		Ra	Material
	mm	inch	kg/m	lb/ft	N	lbf	mm	inch	mm	inch	µm	
C0800J0750CSAA	190.5	7.50	5.80	3.90	11500	2588	150	5.90	1.6	0.06		CS
C0800K0750SSAA	190.5	7.50	5.80	3.90	7000	1575	150	5.90	1.6	0.06		SS
C0800K0750SHAA	190.5	7.50	5.80	3.90	9000	2025	150	5.90	1.6	0.06	<0.3	SH
C0800P0750SAAA	190.5	7.50	5.80	3.90	8000	1800	150	5.90	1.6	0.06	<0.5	SA

**Pin material:** case hardened carbon steel (for CS chain), stainless steel (for SS, SH and SA chain)

- Standard packaging: 3.048 m = 10 ft
- The weight specification is indicative
- Bakery bends available

## Related products

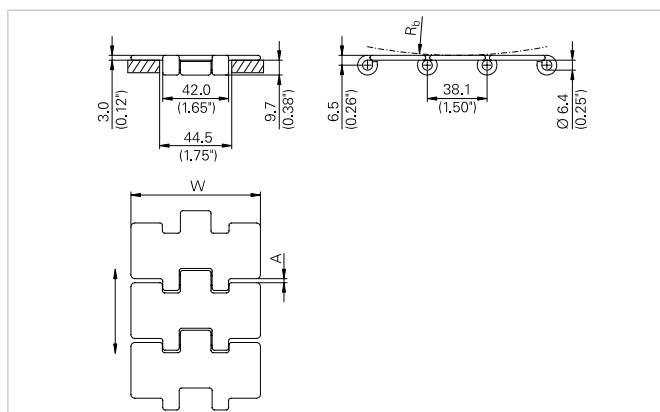
- Multi-Hub 821 sprocket rims
- Multi-Hub inserts
- Solid sprockets – Series 821

# HabaCHAIN®

## Slat Top 810 (straight)

### Description

- Straight running steel chain
- For side transfer with 881 series radius running chain



### Chain data

Habasit code	Width W		Weight		Nominal tensile strength $F_N$		$R_b$		Plate clearance A		Ra	Material
	mm	inch	kg/m	lb/ft	N	lbf	mm	inch	mm	inch	µm	
C0810J0225CSAA	57.1	2.25	2.18	1.46	8500	1913	150	5.90	1.6	0.06		CS
C0810K0225SSAA	57.1	2.25	2.18	1.46	5000	1125	150	5.90	1.6	0.06	<0.3	SS
C0810K0225SHAA	57.1	2.25	2.18	1.46	6000	1350	150	5.90	1.6	0.06	<0.3	SH
C0810P0225SAAA	57.1	2.25	2.18	1.46	5500	1238	150	5.90	1.6	0.06	<0.5	SA
C0810J0325CSAA	82.6	3.25	2.65	1.78	8500	1913	150	5.90	1.6	0.06		CS
C0810K0325SSAA	82.6	3.25	2.65	1.78	5000	1125	150	5.90	1.6	0.06	<0.3	SS
C0810K0325SHAA	82.6	3.25	2.65	1.78	6000	1350	150	5.90	1.6	0.06	<0.3	SH
C0810P0325SAAA	82.6	3.25	2.65	1.78	5500	1238	150	5.90	1.6	0.06	<0.5	SA
C0810K0330SSAA	83.8	3.30	2.67	1.79	5000	1125	150	5.90	1.6	0.06		SS
C0810K0330SHAA	83.8	3.30	2.67	1.79	6000	1350	150	5.90	1.6	0.06	<0.3	SH
C0810J0400CSAA	101.6	4.00	3.00	2.02	8500	1913	150	5.90	1.6	0.06		CS
C0810K0400SSAA	101.6	4.00	3.00	2.02	5000	1125	150	5.90	1.6	0.06	<0.3	SS
C0810K0400SHAA	101.6	4.00	3.00	2.02	5000	1125	150	5.90	1.6	0.06	<0.3	SH
C0810P0400SAAA	101.6	4.00	3.00	2.02	5500	1238	150	5.90	1.6	0.06	<0.5	SA
C0810J0450CSAA	114.3	4.50	3.30	2.22	8500	1913	150	5.90	1.6	0.06		CS
C0810K0450SSAA	114.3	4.50	3.30	2.22	5000	1125	150	5.90	1.6	0.06	<0.3	SS
C0810K0450SHAA	114.3	4.50	3.30	2.22	6000	1350	150	5.90	1.6	0.06	<0.3	SH
C0810P0450SAAA	114.3	4.50	3.30	2.22	5500	1238	150	5.90	1.6	0.06	<0.5	SA
C0810J0600CSAA	152.4	6.00	4.20	2.82	8500	1913	150	5.90	1.6	0.06		CS
C0810K0600SSAA	152.4	6.00	4.20	2.82	5000	1125	150	5.90	1.6	0.06	<0.3	SS
C0810K0600SHAA	152.4	6.00	4.20	2.82	6000	1350	150	5.90	1.6	0.06	<0.3	SH
C0810P0600SAAA	152.4	6.00	4.20	2.82	5500	1238	150	5.90	1.6	0.06	<0.5	SA
C0810J0750CSAA	190.5	7.50	5.10	3.43	8500	1913	150	5.90	1.6	0.06		CS
C0810K0750SSAA	190.5	7.50	5.10	3.43	5000	1125	150	5.90	1.6	0.06	<0.3	SS
C0810K0750SHAA	190.5	7.50	5.10	3.43	6000	1350	150	5.90	1.6	0.06	<0.3	SH
C0810P0750SAAA	190.5	7.50	5.10	3.43	5500	1238	150	5.90	1.6	0.06	<0.5	SA

# HabaCHAIN®

## Slat Top 810 (straight)

---

**Pin material:** case hardened carbon steel (for CS chain), stainless steel (for SS, SH and SA chain)

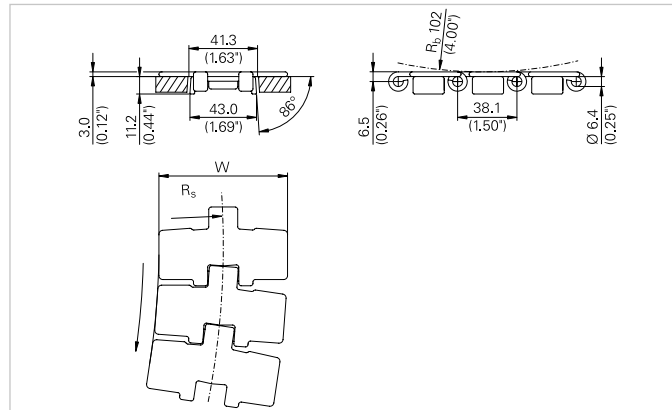
- Standard packaging: 3.048 m = 10 ft
- The weight specification is indicative
- Bakery bends available

### Related products

- Multi-Hub 820 sprocket rims
- Multi-Hub 820 idler rims
- Multi-Hub inserts
- Solid sprockets – Series 810
- Solid sprockets – Series 820
- Solid idler 810

## Description

- Radius running steel bevel chain
- For side transfer with 800 and 810 series straight running chain



## Chain data

Habasit code	Width W		Weight		Nominal tensile strength $F_N$		$R_s$		Ra	Material
	mm	inch	kg/m	lb/ft	N	lbf	mm	inch	µm	
C0881J0325CSBA	82.6	3.25	2.90	1.95	8000	1800	457	18.0		CS
C0881K0325SHBA	82.6	3.25	2.90	1.95	5500	1237	457	18.0	<0.3	SH
C0881P0325SABA	82.6	3.25	2.90	1.95	5000	1125	457	18.0	<0.5	SA
C0881J0450CSBA	114.3	4.50	3.60	2.42	8000	1800	500	19.7		CS
C0881K0450SHBA	114.3	4.50	3.60	2.42	5500	1238	500	19.7	<0.3	SH
C0881P0450SABA	114.3	4.50	3.60	2.42	5000	1125	500	19.7	<0.5	SA
C0881J0750CSBA	190.5	7.50	5.30	3.56	8000	1800	500	19.7		CS
C0881K0750SHBA	190.5	7.50	5.30	3.56	5500	1238	500	19.7	<0.3	SH
C0881P0750SABA	190.5	7.50	5.30	3.56	5000	1125	500	19.7	<0.5	SA

**Pin material:** case hardened carbon steel (for CS chain), stainless steel (for SH and SA chain)

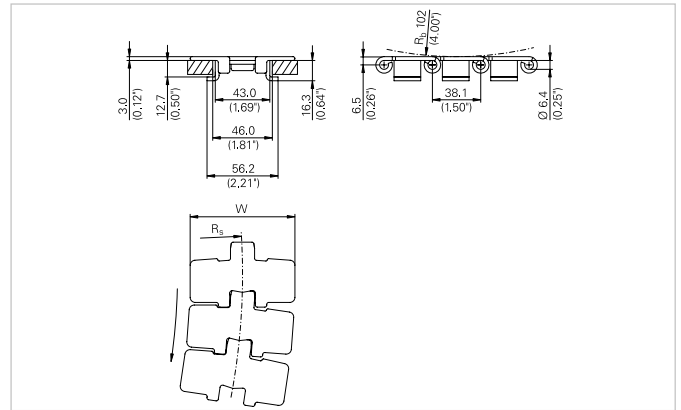
- Standard packaging: 3.048 m = 10 ft
- The weight specification is indicative
- Bakery bends available

## Related products

- Multi-Hub 820 idler rims
- Multi-Hub inserts
- Solid sprockets – Series 881

## Description

- Radius running steel tab chain
- For side transfer with 800 and 810 series straight running chain



## Chain data

Habasit code	Width W		Weight		Nominal tensile strength F <sub>N</sub>		R <sub>s</sub>		Ra	Material
	mm	inch	kg/m	lb/ft	N	lbf	mm	inch	µm	
C0881J0325CSTA	82.6	3.25	3.10	2.08	8000	1800	457	18.0		CS
C0881K0325SHTA	82.6	3.25	3.10	2.08	5500	1238	457	18.0	<0.3	SH
C0881P0325SATA	82.6	3.25	3.10	2.08	5000	1125	457	18.0	<0.5	SA
C0881J0450CSTA	114.3	4.50	3.80	2.55	8000	1800	500	19.7		CS
C0881K0450SHTA	114.3	4.50	3.80	2.55	5500	1238	500	19.7	<0.3	SH
C0881P0450SATA	114.3	4.50	3.80	2.55	5000	1125	500	19.7	<0.5	SA
C0881J0750CSTA	190.5	7.50	5.50	3.70	8000	1800	500	19.7		CS
C0881K0750SHTA	190.5	7.50	5.50	3.70	5500	1238	500	19.7	<0.3	SH
C0881P0750SATA	190.5	7.50	5.50	3.70	5000	1125	500	19.7	<0.5	SA

**Pin material:** case hardened carbon steel (for CS chain), stainless steel (for SH and SA chain)

- Standard packaging: 3.048 m = 10 ft
- The weight specification is indicative
- Bakery bends available

## Related products

- Multi-Hub inserts
- Solid sprockets – Series 881

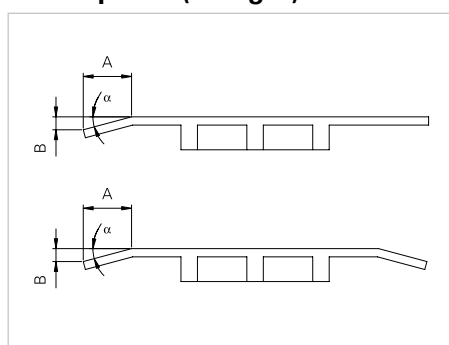
### Description

So called “bakery bends” are bended top plates of Slat Top steel chains. Bakery bends are used in the bakery industry for products discharged from ovens. The bended edge ensures a smooth product transfer. Bakery bends are available for 810 and 881T chain type in CS and SA material as indicated in the table below. The top plate of the Slat Top steel chain is will be bended according to the dimensions in the drawing below.

Nomenclature:

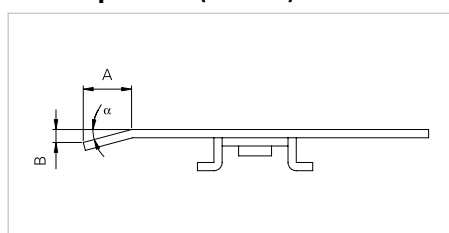
- One side bent in travel direction on the right side suffix: -R1
- One side bent in travel direction on the left side suffix: -L1
- Both sides bent suffix: -RL

### Slat Top 810 (straight)



Chain type	Extension	Bend angle (°) a	Chain width W		A		B	
			mm	inch	mm	inch	mm	inch
C0810J0450CSAA	-R1	18	114.3	4.5	19.1	0.75	6.4	0.25
	-L1	18	114.3	4.5	19.1	0.75	6.4	0.25
	-RL	18	114.3	4.5	19.1	0.75	6.4	0.25
C0810J0600CSAA	-R1	14	152.4	6	25.4	1	6.4	0.25
	-L1	14	152.4	6	25.4	1	6.4	0.25
	-RL	14	152.4	6	25.4	1	6.4	0.25
C0810J0750CSAA	-R1	14	190.5	7.5	25.4	1	6.4	0.25
	-L1	14	190.5	7.5	25.4	1	6.4	0.25
	-RL	14	190.5	7.5	25.4	1	6.4	0.25
C0810P0450SAAA	-R1	18	114.3	4.5	19.1	0.75	6.4	0.25
	-L1	18	114.3	4.5	19.1	0.75	6.4	0.25
	-RL	18	114.3	4.5	19.1	0.75	6.4	0.25
C0810P0600SAAA	-R1	14	152.4	6	25.4	1	6.4	0.25
	-L1	14	152.4	6	25.4	1	6.4	0.25
	-RL	14	152.4	6	25.4	1	6.4	0.25
C0810P0750SAAA	-R1	14	190.5	7.5	25.4	1	6.4	0.25
	-L1	14	190.5	7.5	25.4	1	6.4	0.25
	-RL	14	190.5	7.5	25.4	1	6.4	0.25

### Slat Top 881T (radius)

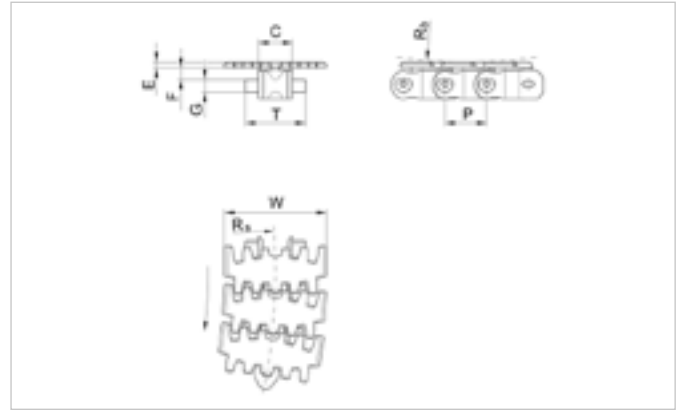


Chain type	Extension	Bend angle (°) a	Chain width W		A		B	
			mm	inch	mm	inch	mm	inch
C0881J0450CSTA	-R1	18	114.3	4.5	19.1	0.75	6.4	0.25
	-L1	18	114.3	4.5	19.1	0.75	6.4	0.25
	-RL	18	114.3	4.5	19.1	0.75	6.4	0.25
C0881J0750CSTA	-R1	14	190.5	7.5	25.4	1	6.4	0.25
	-L1	14	190.5	7.5	25.4	1	6.4	0.25
	-RL	14	190.5	7.5	25.4	1	6.4	0.25
C0881P0450SATA	-R1	18	114.3	4.5	19.1	0.75	6.4	0.25
	-L1	18	114.3	4.5	19.1	0.75	6.4	0.25
	-RL	18	114.3	4.5	19.1	0.75	6.4	0.25
C0881P0750SATA	-R1	14	190.5	7.5	25.4	1	6.4	0.25
	-L1	14	190.5	7.5	25.4	1	6.4	0.25
	-RL	14	190.5	7.5	25.4	1	6.4	0.25

4185BRO.CHA-en0416HQR

## Description

- Radius running conveyor system plastic chain
- Easy assembly and disassembly
- Openings for cleaning with compressed air
- Capable to run on corner discs
- For conveyor layouts requiring tight turns



## Chain data

Habasit code	Width W		Weight		Nominal tensile strength $F_N$		C		E		F		G		$R_b$	
	mm	inch	kg/m	lb/ft	N	lbf	mm	inch	mm	inch	mm	inch	mm	inch	mm	inch
C7100P0248LFHA	63.0	2.48	0.73	0.49	500	113	21.1	0.83	3.6	0.14	7.1	0.28	7.9	0.31	70	2.76
C7100P0248PTHA	63.0	2.48	0.73	0.49	500	113	21.1	0.83	3.6	0.14	7.1	0.28	7.9	0.31	70	2.76
C7100K0325LFHA	83.0	3.27	1.19	0.80	1250	281	35.6	1.40	3.8	0.15	7.1	0.28	11.1	0.44	90	3.54
C7100K0325PTHA	83.0	3.27	1.19	0.80	1250	281	35.6	1.40	3.8	0.15	7.1	0.28	11.1	0.44	90	3.54
C7100K0405LFHA	103.0	4.05	1.64	1.11	1250	281	46.0	1.81	4.8	0.19	7.1	0.28	12.1	0.48	100	3.94
C7100K0405PTHA	103.0	4.05	1.64	1.11	1250	281	46.0	1.81	4.8	0.19	7.1	0.28	12.1	0.48	100	3.94

Habasit code	$R_s$		P		T		Material
	mm	inch	mm	inch	mm	inch	
C7100P0248LFHA	150.0	5.91	25.4	1.00	37.1	1.46	LF
C7100P0248PTHA	150.0	5.91	25.4	1.00	37.1	1.46	PT
C7100K0325LFHA	160.0	6.30	33.5	1.32	58.1	2.29	LF
C7100K0325PTHA	160.0	6.30	33.5	1.32	58.1	2.29	PT
C7100K0405LFHA	170.0	6.69	35.5	1.40	77.5	3.05	LF
C7100K0405PTHA	170.0	6.69	35.5	1.40	77.5	3.05	PT

## Pin material: stainless steel

- Standard packaging: 3.048 m = 10 ft
- The weight specification is indicative
- Other materials on request

## Related products

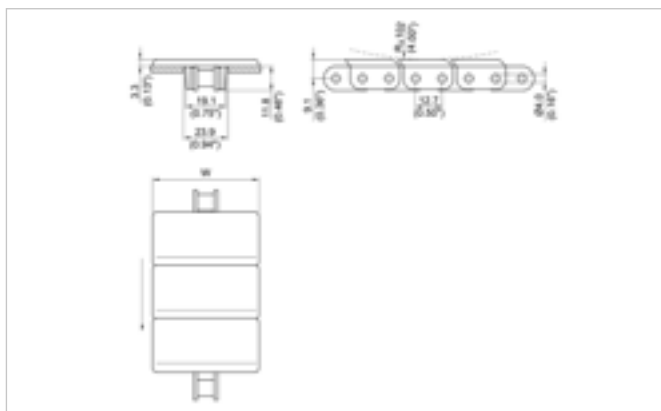
- Solid sprockets – Series 7100
- Solid idlers – Series 7100
- HabiPLAST® wear strip FL W 15.5x6.1

# HabaCHAIN®

## Snap-on 843 (straight)

### Description

- Straight running snap-on chain
- Steel base roller chain with snap-on plastic top plates
- Base chain: 0.5" pitch 843 roller chain



### Chain data

Habasit code	Width W		Weight		Nominal tensile strength $F_N$		Material
	mm	inch	kg/m	lb/ft	N	lbf	
C0843S0138DPAA	35.0	1.38	0.83	0.56	2500	563	DP
C0843S0138LFAA	35.0	1.38	0.83	0.56	2500	563	LF
C0843S0138PTAA	35.0	1.38	0.83	0.56	2500	563	PT
C0843S0144DPAA	36.6	1.44	0.83	0.56	2500	563	DP
C0843S0144LFAA	36.6	1.44	0.83	0.56	2500	563	LF
C0843S0144PTAA	36.6	1.44	0.83	0.56	2500	563	PT
C0843S0200DPAA	50.8	2.00	0.89	0.60	2500	563	DP
C0843S0200LFAA	50.8	2.00	0.89	0.60	2500	563	LF
C0843S0200PTAA	50.8	2.00	0.89	0.60	2500	563	PT
C0843S0325DPAA	82.6	3.25	10.30	6.92	2500	563	DP
C0843S0325LFAA	82.6	3.25	10.30	6.92	2500	563	LF
C0843S0325PTAA	82.6	3.25	10.30	6.92	2500	563	PT

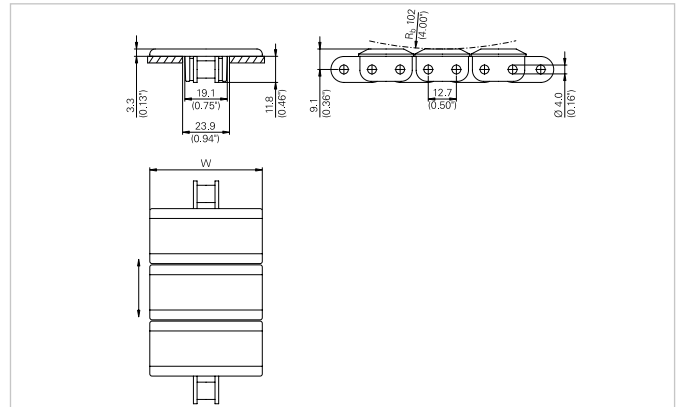
### Base chain:

- Standard material is CS
- Stainless steel (SS) on request: Max. workload 1800 N (400 lbf)
- Nomenclature for base chain only:
  - C0843B0050CS
  - C0843B0050SS
- Standard packaging: 3.048 m = 10 ft (including one connecting link)
- The weight specification is indicative
- Other top plate material available on request
- Top plates may be purchased separately
- Driven by standard ANSI 40-1 series roller chain sprockets



## Description

- Straight running snap-on chain
- Steel base roller chain with snap-on plastic top plates
- Base chain: 0.5" pitch 843 roller chain
- Chamfered top plates
- Designed for bi-directional travel



## Chain data

Habasit code	Width W		Weight		Nominal tensile strength $F_N$		Material
	mm	inch	kg/m	lb/ft	N	lbf	
C843CS0138DPAA	35.0	1.38	0.86	0.58	2500	563	DP
C843CS0138LFAA	35.0	1.38	0.86	0.58	2500	563	LF
C843CS0138PTAA	35.0	1.38	0.86	0.58	2500	563	PT
C843CS0200DPAA	50.8	2.00	0.92	0.62	2500	563	DP
C843CS0200LFAA	50.8	2.00	0.92	0.62	2500	563	LF
C843CS0200PTAA	50.8	2.00	0.92	0.62	2500	563	PT
C843CS0325DPAA	82.6	3.25	1.06	0.71	2500	563	DP
C843CS0325LFAA	82.6	3.25	1.06	0.71	2500	563	LF
C843CS0325PTAA	82.6	3.25	1.06	0.71	2500	563	PT

## Base chain:

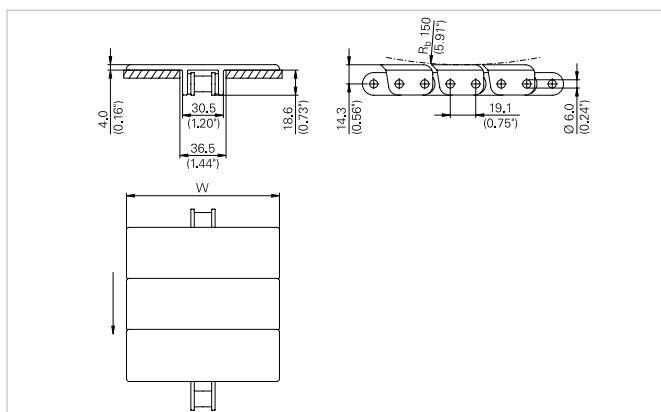
- Standard material is CS
- Stainless steel (SS) on request: Max. workload 1800 N (400 lbf)
- Nomenclature for base chain only:
  - C0843B0050CS
  - C0843B0050SS
- Standard packaging: 3.048 m = 10 ft (including one connecting link)
- The weight specification is indicative
- Other top plate material available on request
- Top plates may be purchased separately
- Driven by standard ANSI 40-1 series roller chain sprockets

# HabaCHAIN®

## Snap-on 863 (straight)

### Description

- Straight running snap-on chain
- Steel base roller chain with snap-on plastic top plates
- Base chain: 0.75" pitch 863 roller chain



### Chain data

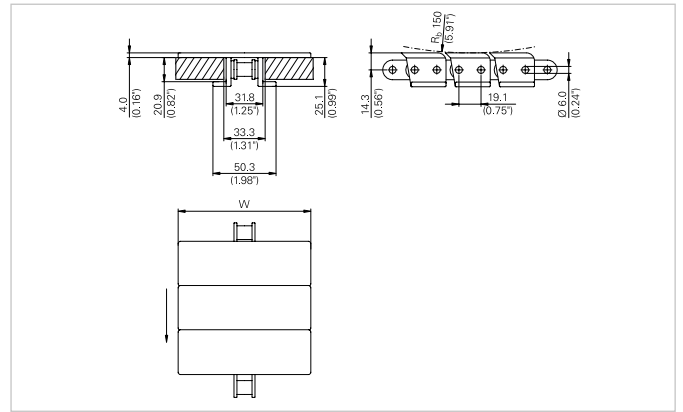
Habasit code	Width W		Weight		Nominal tensile strength $F_N$		Material
	mm	inch	kg/m	lb/ft	N	lbf	
C0863S0325DPAA	82.6	3.25	2.10	1.41	5000	1125	DP
C0863S0325LFAA	82.6	3.25	2.10	1.41	5000	1125	LF
C0863S0450DPAA	114.3	4.50	2.30	1.55	5000	1125	DP
C0863S0450LFAA	114.3	4.50	2.30	1.55	5000	1125	LF
C0863S0600DPAA	152.4	6.00	2.53	1.70	5000	1125	DP
C0863S0600LFAA	152.4	6.00	2.53	1.70	5000	1125	LF
C0863S0750DPAA	190.5	7.50	2.68	1.80	5000	1125	DP
C0863S0750LFAA	190.5	7.50	2.68	1.80	5000	1125	LF

### Base chain:

- Standard material is CS
- Stainless steel (SS) on request: Max. workload 3000 N (675 lbf)
- Nomenclature for base chain only:
  - C0863B0075CS
  - C0863B0075SS
- Standard packaging: 3.048 m = 10 ft (including one connecting link)
- The weight specification is indicative
- Other top plate material available on request
- Top plates may be purchased separately
- Driven by standard ANSI 60-1 series roller chain sprockets

## Description

- Straight running snap-on chain with tab
- Steel base roller chain with snap-on plastic top plates
- Base chain: 0.75" pitch 863 roller chain



## Chain data

Habasit code	Width W		Weight		Nominal tensile strength $F_N$		Material
	mm	inch	kg/m	lb/ft	N	lbf	
C0863S0250DPTA	63.5	2.50	2.10	1.41	5000	1125	DP
C0863S0250LFTA	63.5	2.50	2.10	1.41	5000	1125	LF
C0863S0325DPTA	82.6	3.25	2.19	1.47	5000	1125	DP
C0863S0325LFTA	82.6	3.25	2.19	1.47	5000	1125	LF
C0863S0450DPTA	114.3	4.50	2.37	1.59	5000	1125	DP
C0863S0450LFTA	114.3	4.50	2.37	1.59	5000	1125	LF
C0863S0500DPTA	127.0	5.00	2.41	1.62	5000	1125	DP
C0863S0500LFTA	127.0	5.00	2.41	1.62	5000	1125	LF
C0863S0750DPTA	190.5	7.50	2.71	1.82	5000	1125	DP
C0863S0750LFTA	190.5	7.50	2.71	1.82	5000	1125	LF
C0863S1000DPTA	254.0	10.00	3.17	2.13	5000	1125	DP
C0863S1000LFTA	254.0	10.00	3.17	2.13	5000	1125	LF

## Base chain:

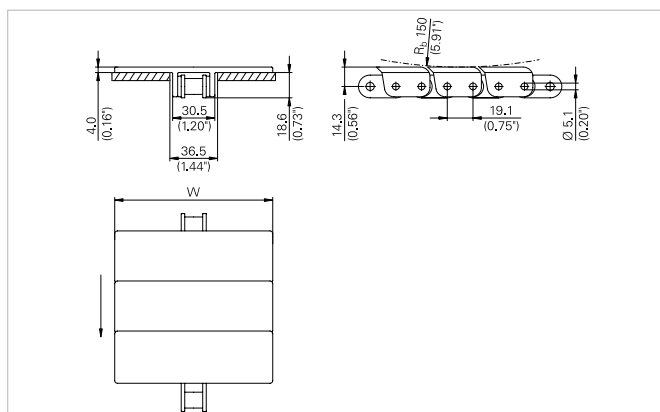
- Standard material is CS
- Stainless steel (SS) on request: Max. workload 3000 N (675 lbf)
- Nomenclature for base chain only:
  - C0863B0075CS
  - C0863B0075SS
- Standard packaging: 3.048 m = 10 ft (including one connecting link)
- The weight specification is indicative
- Other top plate material available on request
- Top plates may be purchased separately
- Driven by standard ANSI 60-1 series roller chain sprockets

# HabaCHAIN®

## Snap-on 963 (straight)

### Description

- Straight running snap-on chain
- Steel base roller chain with snap-on plastic top plates
- Base chain: 0.75" pitch 1873 roller chain



### Chain data

Habasit code	Width W		Weight		Nominal tensile strength $F_N$		Material
	mm	inch	kg/m	lb/ft	N	lbf	
C0963S0325DPAA	82.6	3.25	2.10	1.41	4000	900	DP
C0963S0325LFAA	82.6	3.25	2.10	1.41	4000	900	LF
C0963S0450DPAA	114.3	4.50	2.30	1.55	4000	900	DP
C0963S0450LFAA	114.3	4.50	2.30	1.55	4000	900	LF
C0963S0600DPAA	152.4	6.00	2.53	1.70	4000	900	DP
C0963S0600LFAA	152.4	6.00	2.53	1.70	4000	900	LF
C0963S0750DPAA	190.5	7.50	2.68	1.80	4000	900	DP
C0963S0750LFAA	190.5	7.50	2.68	1.80	4000	900	LF

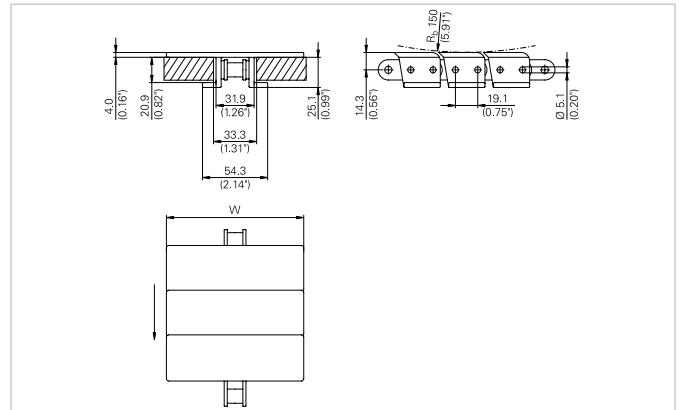
### Base chain:

- Standard material is CS
- Stainless steel (SS) on request: Max. workload 2000 N (450 lbf)
- Nomenclature for base chain only:
  - C1873B0075CS
  - C1873B0075SS
- Standard packaging: 3.048 m = 10 ft (including one connecting link)
- The weight specification is indicative
- Other top plate material available on request
- Top plates may be purchased separately
- Driven by standard ANSI 60-1 series roller chain sprockets

4185BRO.CHA-en0416HQR

## Description

- Straight running snap-on chain with tab
- Steel base roller chain with snap-on plastic top plates
- Base chain: 0.75" pitch 1873 roller chain



## Chain data

Habasit code	Width W		Weight		Nominal tensile strength $F_N$		Material
	mm	inch	kg/m	lb/ft	N	lbf	
C0963S0250DPTA	63.5	2.50	2.10	1.41	4000	900	DP
C0963S0250LFTA	63.5	2.50	2.10	1.41	4000	900	LF
C0963S0325DPTA	82.6	3.25	2.19	1.47	4000	900	DP
C0963S0325LFTA	82.6	3.25	2.19	1.47	4000	900	LF
C0963S0450DPTA	114.3	4.50	2.37	1.59	4000	900	DP
C0963S0450LFTA	114.3	4.50	2.37	1.59	4000	900	LF
C0963S0500DPTA	127.0	5.00	2.41	1.62	4000	900	DP
C0963S0500LFTA	127.0	5.00	2.41	1.62	4000	900	LF
C0963S0750DPTA	190.5	7.50	2.71	1.82	4000	900	DP
C0963S0750LFTA	190.5	7.50	2.71	1.82	4000	900	LF
C0963S1000DPTA	254.0	10.00	3.17	2.13	4000	900	DP
C0963S1000LFTA	254.0	10.00	3.17	2.13	4000	900	LF

## Base chain:

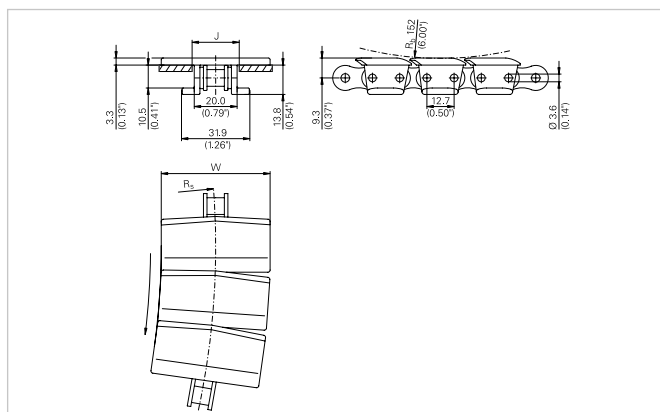
- Standard material is CS
- Stainless steel (SS) on request: Max. workload 2000 N (450 lbf)
- Nomenclature for base chain only:
  - C1873B0075CS
  - C1873B0075SS
- Standard packaging: 3.048 m = 10 ft ( including one connecting link)
- The weight specification is indicative
- Other top plate material available on request
- Top plates may be purchased separately
- Driven by standard ANSI 60-1 series roller chain sprockets

# HabaCHAIN®

## Snap-on 1843T (radius)

### Description

- Radius running snap-on chain with tab
- Steel base roller chain with snap-on plastic top plates
- Base chain: 0.5" pitch 1843 roller chain



### Chain data

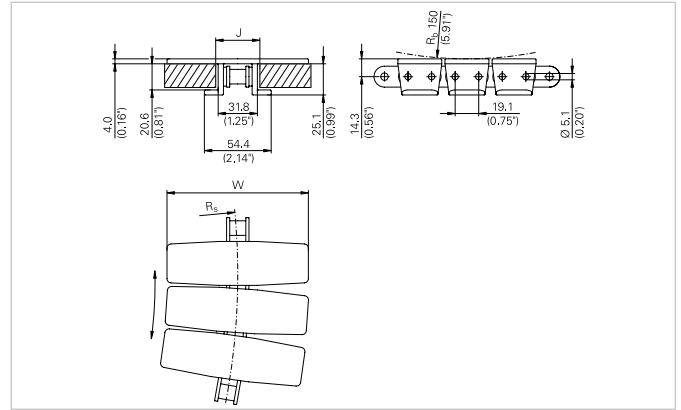
Habasit code	Width W		Weight		Nominal tensile strength $F_N$		J (straight)		J (curve)		$R_s$		Material
	mm	inch	kg/m	lb/ft	N	lbf	mm	inch	mm	inch	mm	inch	
C1843S0125DPTA	31.7	1.25	0.83	0.56	2500	563	22.4	0.88	21.3	0.84	315	12.4	DP
C1843S0125LFTA	31.7	1.25	0.83	0.56	2500	563	22.4	0.88	21.3	0.84	315	12.4	LF
C1843S0125PTTA	31.7	1.25	0.83	0.56	2500	563	22.4	0.88	21.3	0.84	315	12.4	PT
C1843S0150DPTA	38.1	1.50	0.85	0.57	2500	563	22.4	0.88	21.3	0.84	315	12.4	DP
C1843S0150LFTA	38.1	1.50	0.85	0.57	2500	563	22.4	0.88	21.3	0.84	315	12.4	LF
C1843S0150PTTA	38.1	1.50	0.85	0.57	2500	563	22.4	0.88	21.3	0.84	315	12.4	PT
C1843S0200DPTA	50.8	2.00	0.90	0.60	2500	563	22.4	0.88	21.3	0.84	315	12.4	DP
C1843S0200LFTA	50.8	2.00	0.90	0.60	2500	563	22.4	0.88	21.3	0.84	315	12.4	LF
C1843S0200PTTA	50.8	2.00	0.90	0.60	2500	563	22.4	0.88	21.3	0.84	315	12.4	PT
C1843S0325DPTA	82.6	3.25	1.02	0.69	2500	563	22.4	0.88	21.3	0.84	315	12.4	DP
C1843S0325LFTA	82.6	3.25	1.02	0.69	2500	563	22.4	0.88	21.3	0.84	315	12.4	LF
C1843S0325PTTA	82.6	3.25	1.02	0.69	2500	563	22.4	0.88	21.3	0.84	315	12.4	PT

### Base chain:

- Standard material is CS
- Stainless steel (SS) on request: Max. workload 1800 N (400 lbf)
- Nomenclature for base chain only:
  - C1843B0050CS
  - C1843B0050SS
- Standard packaging: 3.048 m = 10 ft (including one connecting link)
- The weight specification is indicative
- Other top plate material available on request
- Top plates may be purchased separately
- Driven by standard ANSI 40-1 series roller chain sprockets

### Description

- Radius running snap-on chain with tab
- Steel base roller chain with snap-on plastic top plates
- Base chain: 0.75" pitch 1873 roller chain
- Designed for bi-directional travel



### Chain data

Habasit code	Width W		Weight		Nominal tensile strength $F_N$		J (straight)		J (curve)		$R_s$		Material
	mm	inch	kg/m	lb/ft	N	lbf	mm	inch	mm	inch	mm	inch	
C1873S0225DPTA	57.2	2.25	1.97	1.32	4000	900	33.3	1.31	35.1	1.38	356	14.0	DP
C1873S0225LFTA	57.2	2.25	1.97	1.32	4000	900	33.3	1.31	35.1	1.38	356	14.0	LF
C1873S0250DPTA	63.5	2.50	2.00	1.34	4000	900	33.3	1.31	35.1	1.38	356	14.0	DP
C1873S0250LFTA	63.5	2.50	2.00	1.34	4000	900	33.3	1.31	35.1	1.38	356	14.0	LF
C1873S0325DPTA	82.6	3.25	2.10	1.41	4000	900	33.3	1.31	35.1	1.38	356	14.0	DP
C1873S0325LFTA	82.6	3.25	2.10	1.41	4000	900	33.3	1.31	35.1	1.38	356	14.0	LF
C1873S0450DPTA	114.3	4.50	2.26	1.52	4000	900	33.3	1.31	35.1	1.38	356	14.0	DP
C1873S0450LFTA	114.3	4.50	2.26	1.52	4000	900	33.3	1.31	35.1	1.38	356	14.0	LF
C1873S0600DPTA	152.4	6.00	2.41	1.62	4000	900	33.3	1.31	35.1	1.38	457	18.0	DP
C1873S0600LFTA	152.4	6.00	2.41	1.62	4000	900	33.3	1.31	35.1	1.38	457	18.0	LF
C1873S0750DPTA	190.5	7.50	2.56	1.72	4000	900	33.3	1.31	35.1	1.38	457	18.0	DP
C1873S0750LFTA	190.5	7.50	2.56	1.72	4000	900	33.3	1.31	35.1	1.38	457	18.0	LF
C1873S1000DPTA	254.0	10.00	2.78	1.87	4000	900	33.3	1.31	35.1	1.38	457	18.0	DP
C1873S1000LFTA	254.0	10.00	2.78	1.87	4000	900	33.3	1.31	35.1	1.38	457	18.0	LF
C1873S1200DPTA	304.8	12.00	3.01	2.02	4000	900	33.3	1.31	35.1	1.38	457	18.0	DP
C1873S1200LFTA	304.8	12.00	3.01	2.02	4000	900	33.3	1.31	35.1	1.38	457	18.0	LF

### Base chain:

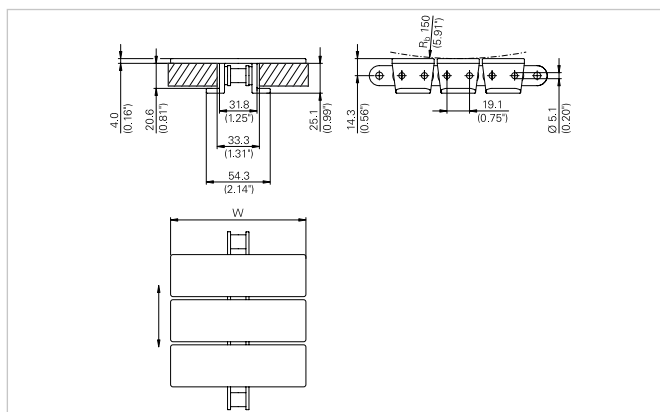
- Standard material is CS
- Stainless steel (SS) on request: Max. workload 2000 N (450 lbf)
- Nomenclature for base chain only:
  - C1873B0075CS
  - C1873B0075SS
- Standard packaging: 3.048 m = 10 ft (including one connecting link)
- The weight specification is indicative
- Other top plate material available on request
- Top plates may be purchased separately
- Driven by standard ANSI 60-1 series roller chain sprockets

4185BRO.CHA-en0416HQR



### Description

- Straight running snap-on chain with tab
- Steel base roller chain with snap-on plastic top plates
- Base chain: 0.75" pitch 1873 roller chain
- Designed for bi-directional travel



### Chain data

Habasit code	Width W		Weight		Nominal tensile strength $F_N$		Material
	mm	inch	kg/m	lb/ft	N	lbf	
C1873S0325DPTA-T	82.6	3.25	2.14	1.44	4000	900	DP
C1873S0325LFTA-T	82.6	3.25	2.14	1.44	4000	900	LF
C1873S0450DPTA-T	114.3	4.50	2.32	1.56	4000	900	DP
C1873S0450LFTA-T	114.3	4.50	2.32	1.56	4000	900	LF
C1873S0600DPTA-T	152.4	6.00	2.53	1.70	4000	900	DP
C1873S0600LFTA-T	152.4	6.00	2.53	1.70	4000	900	LF
C1873S0750DPTA-T	190.5	7.50	2.74	1.84	4000	900	DP
C1873S0750LFTA-T	190.5	7.50	2.74	1.84	4000	900	LF

### Base chain:

- Standard material is CS
- Stainless steel (SS) on request: Max. workload 2000 N (450 lbf)
- Nomenclature for base chain only:
  - C1873B0075CS
  - C1873B0075SS
- Standard packaging: 3.048 m = 10 ft (including one connecting link)
- The weight specification is indicative
- Other top plate material available on request
- Top plates may be purchased separately
- Driven by standard ANSI 60-1 series roller chain sprockets

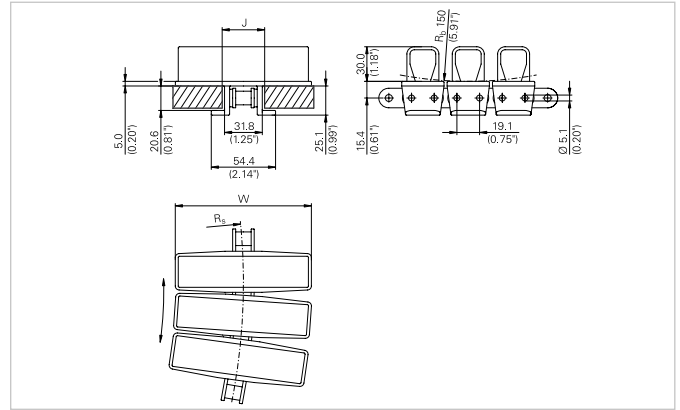


# HabaCHAIN®

## Snap-on 1873-D1 (radius)

### Description

- Radius running snap-on chain with tab
- Steel base roller chain with snap-on plastic top plates
- Base chain: 0.75" pitch 1873 roller chain
- D style gripper inserts
- Designed for bi-directional travel



### Chain data

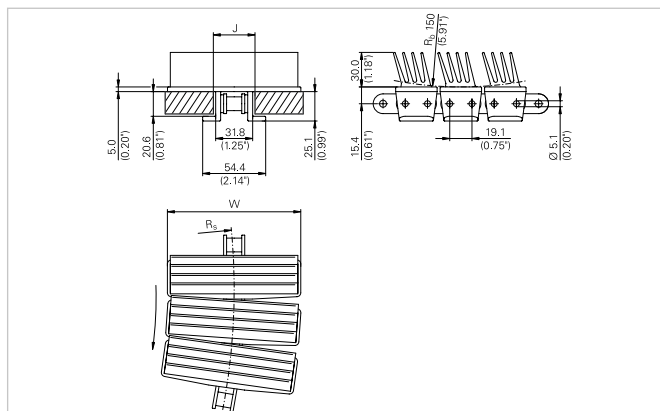
Habasit code	Width W		Weight		Nominal tensile strength F <sub>N</sub>		J (straight)		J (curve)		R <sub>s</sub>		Material
	mm	inch	kg/m	lb/ft	N	lbf	mm	inch	mm	inch	mm	inch	
C1873S0375LFTG-D1	95.3	3.75	2.90	1.95	4000	900	33.3	1.31	35.1	1.38	356	14.0	LF

### Base chain:

- Standard material is CS
- Stainless steel (SS) on request: Max. workload 2000 N (450 lbf)
- Nomenclature for base chain only:
  - C1873B0075CS
  - C1873B0075SS
- Standard packaging: 3.048 m = 10 ft (including one connecting link)
- The weight specification is indicative
- Driven by standard ANSI 60-1 series roller chain sprockets
- Only available in 73 Shore A hardness
- Standard material for gripper is PL black
- Top plates may be purchased separately
- White color is available on request

### Description

- Radius running snap-on chain with tab
- Steel base roller chain with snap-on plastic top plates
- Base chain: 0.75" pitch 1873 roller chain
- Four finger style gripper inserts



### Chain data

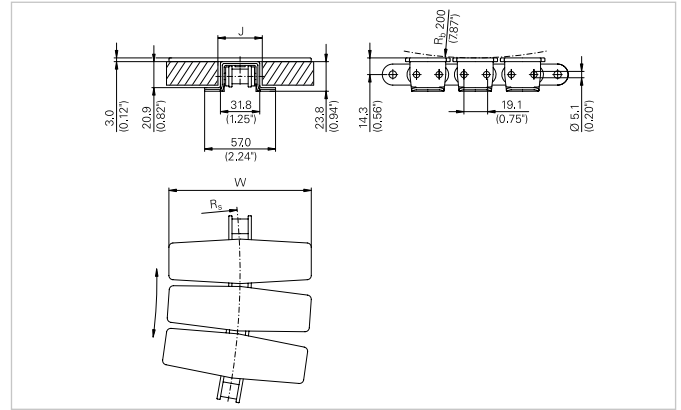
Habasit code	Width W		Weight		Nominal tensile strength $F_N$		J (straight)		J (curve)		$R_s$		Material
	mm	inch	kg/m	lb/ft	N	lbf	mm	inch	mm	inch	mm	inch	
C1873S0375LFTG-L4	95.3	3.75	2.80	1.88	4000	900	33.3	1.31	35.1	1.38	356	14.0	LF

### Base chain:

- Standard material is CS
- Stainless steel (SS) on request: Max. workload 2000 N (450 lbf)
- Nomenclature for base chain only:
  - C1873B0075CS
  - C1873B0075SS
- Standard packaging: 3.048 m = 10 ft (including one connecting link)
- The weight specification is indicative
- Driven by standard ANSI 60-1 series roller chain sprockets
- Only available in 73 Shore A hardness
- Standard material for gripper is PL white
- Top plates may be purchased separately
- Black color is available on request

## Description

- Radius running snap-on chain with tab
- Steel base roller chain with snap-on steel top plates
- Base chain: 0.75" pitch 1873 roller chain
- Designed for bi-directional travel
- For applications with high temperatures and / or abrasive materials



## Chain data

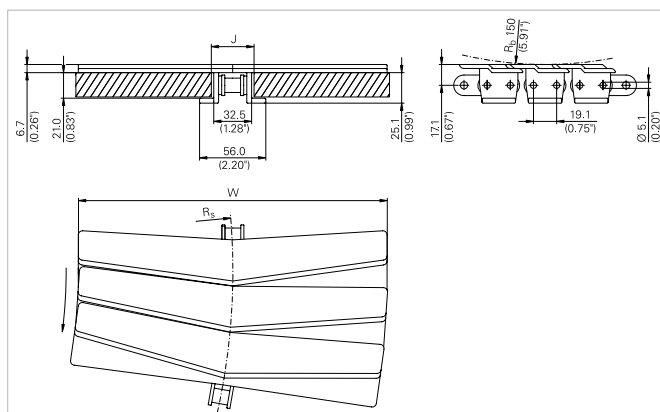
Habasit code	Width W		Weight		Nominal tensile strength $F_N$		J (straight)		J (curve)		$R_s$		Material
	mm	inch	kg/m	lb/ft	N	lbf	mm	inch	mm	inch	mm	inch	
C1874S0325CSTA	82.6	3.25	4.20	2.82	4000	900	34.1	1.34	34.6	1.36	356	14.0	CS
C1874S0450CSTA	114.3	4.50	4.80	3.25	4000	900	34.1	1.34	34.6	1.36	356	14.0	CS
C1874S0600CSTA	152.4	6.00	5.70	3.83	4000	900	34.1	1.34	34.6	1.36	457	16.0	CS
C1874S0750CSTA	190.5	7.50	6.40	4.30	4000	900	34.1	1.34	34.6	1.36	610	24.0	CS

## Base chain:

- Standard material is CS
- Nomenclature for base chain only:
  - C1873B0075CS
- Standard packaging: 3.048 m = 10 ft (including one connecting link)
- The weight specification is indicative
- Top plates may be purchased separately
- Driven by standard ANSI 60-1 series roller chain sprockets

## Description

- Radius running snap-on chain with tab
- Steel base roller chain with snap-on plastic top plates
- Base chain: 0.75" pitch 1873 roller chain
- Overlapping top plates ensure that nothing can get caught between



## Chain data

Habasit code	Width W		Weight		Nominal tensile strength $F_N$		J (straight)		J (curve)		$R_s$		Material
	mm	inch	kg/m	lb/ft	N	lbf	mm	inch	mm	inch	mm	inch	
C3873S1000DPTA	254.0	10.00	3.47	2.33	4000	900	33.3	1.31	35.1	1.38	457	18.0	DP
C3873S1000LFTA	254.0	10.00	3.47	2.33	4000	900	33.3	1.31	35.1	1.38	457	18.0	LF

## Base chain:

- Standard material is CS
- Stainless steel (SS) on request: Max. workload 2'000 N (450 lbf)
- Nomenclature for base chain only:
  - C1873B0075CS
  - C1873B0075SS
- Standard packaging: 3.048 m = 10 ft (including one connecting link)
- The weight specification is indicative
- Other top plate material available on request
- Top plates may be purchased separately
- Driven by standard ANSI 60-1 series roller chain sprockets

4185BRO.CHA-en0416HQR

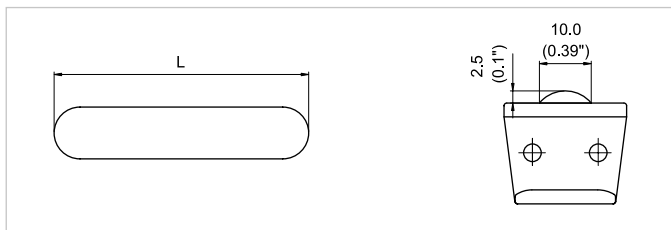
### Inserts

Custom inserts can be fitted into most Snap-on Chain types to increase the friction between product and chain. This is beneficial for incline or decline applications.

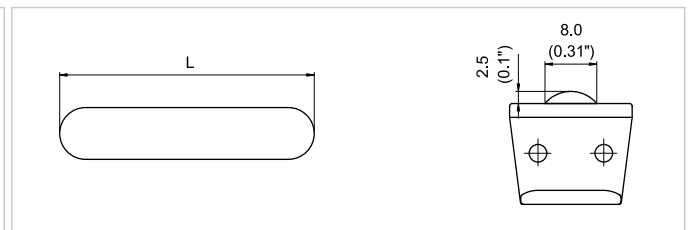
- Standard insert material is PL (other materials like HY on request)
- Chain links with inserts can be ordered either individually or ready-built into chain lengths (standard packaging: 3.048 m = 10 ft)
- For order code of special building pattern see page "Nomenclature"
- Standard insert dimensions are shown in the table below

Chain type		Chain width	Insert type	Insert width L	
				mm	inch
863 / 963		325	XA	60	2.36
		450		105	4.13
		600		130	5.12
		750			
1873T		325	XA	60	2.36
		450		90	3.54
		600		130	5.12
		750			
		1000		200	7.87
		1200	XB	295	11.61

Type XA



Type XB

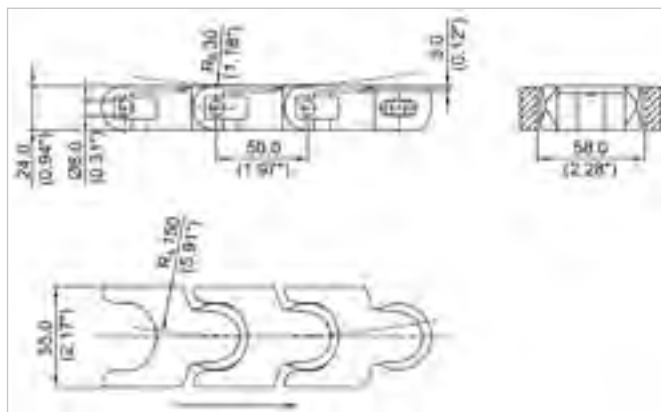


This is only a brief overview of our inserts. Many different insert designs are available. For further information and availability please contact your local Habasit partner.

- Loose Snap-on plastic top plates are available on request (suffix TP). Minimum delivery is 25 pieces.
- Connecting links are available on request
- For order code see page "Nomenclature"

## Description

- Multiflex plastic chain with wide top plate
- Capable to run on corner discs
- For conveyor layouts requiring tight turns



## Chain data

Habasit code	Width W		Weight		Nominal tensile strength $F_N$		Material
	mm	inch	kg/m	lb/ft	N	lbf	
C1700K0217LFAA	55.0	2.17	1.28	0.86	2600	584	LF

## Pin material: stainless steel

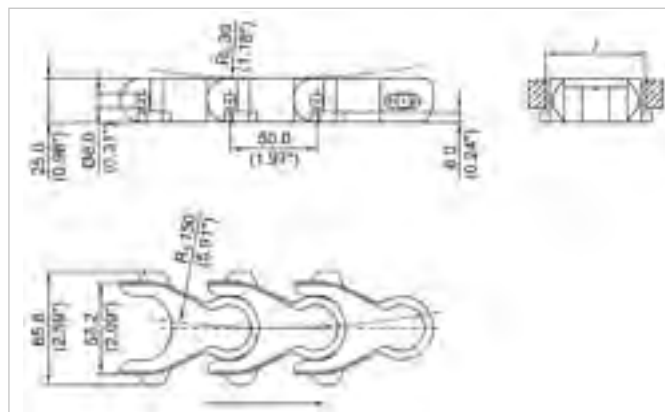
- Standard packaging: 3.048 m = 10 ft
- The weight specification is indicative
- Other materials on request

## Related products

- Solid sprockets – Series 1700
- Turning discs

## Description

- Multiflex plastic chain with tab
- Capable to run on corner discs
- For conveyor layouts requiring tight turns



## Chain data

Habasit code	Width W		Weight		Nominal tensile strength $F_N$		J (straight)		J (curve)		Material
	mm	inch	kg/m	lb/ft	N	lbf	mm	inch	mm	inch	
C1701K0209LFTA	53.2	2.09	1.34	0.9	2600	584	59.5	2.34	57.2	2.25	LF

## Pin material: stainless steel

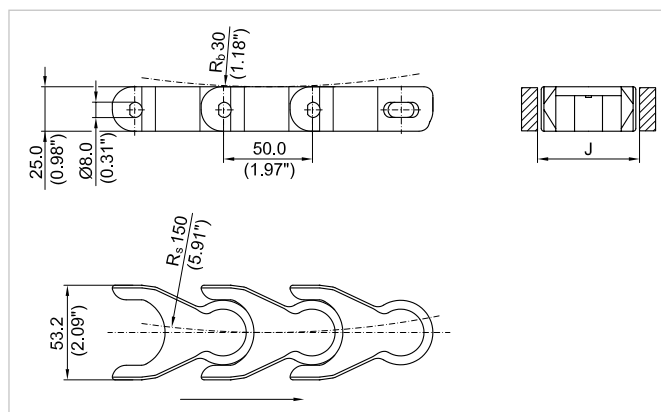
- Standard packaging: 3.048 m = 10 ft
- The weight specification is indicative
- Other materials on request

## Related products

- Solid sprocket – Series 1700
- Turning discs

## Description

- Multiflex plastic chain without tab
- Capable to run on corner discs
- For conveyor layouts requiring tight turns



## Chain data

Habasit code	Width W		Weight		Nominal tensile strength $F_N$		J (straight)		J (curve)		Material
	mm	inch	kg/m	lb/ft	N	lbf	mm	inch	mm	inch	
C1702K0209LFAA	53.2	2.09	1.29	0.87	2600	584	62.0	2.44	59.6	2.35	LF

### Pin material: stainless steel

- Standard packaging: 3.048 m = 10 ft
- The weight specification is indicative
- Other materials on request

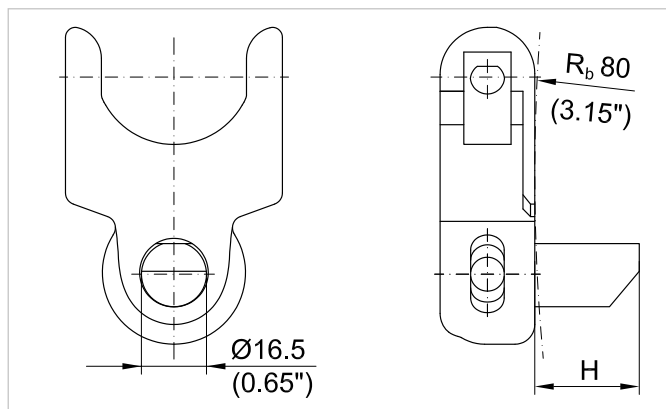
### Related products

- Solid sprocket – Series 1700
- Turning discs

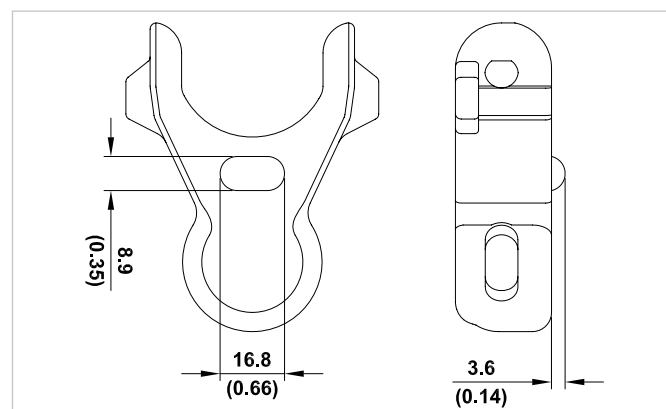


Extended pivots and inserts can be fitted to the multiflex range of chains. Inserts are beneficial for incline or decline applications where the extended pivots can be used for a variety of applications where the product is required to be spaced, held or pushed where the stand alone chain is not sufficient. Both inserts and extended pivots are available in standard arrangements as well as to customer requirements.

### Extended pivot



### Insert

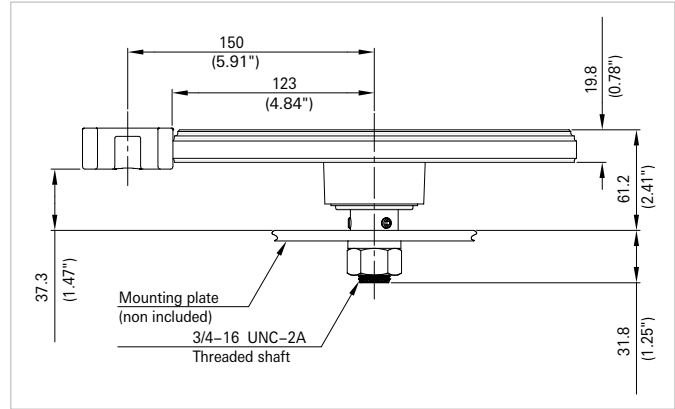


### Standard accessories

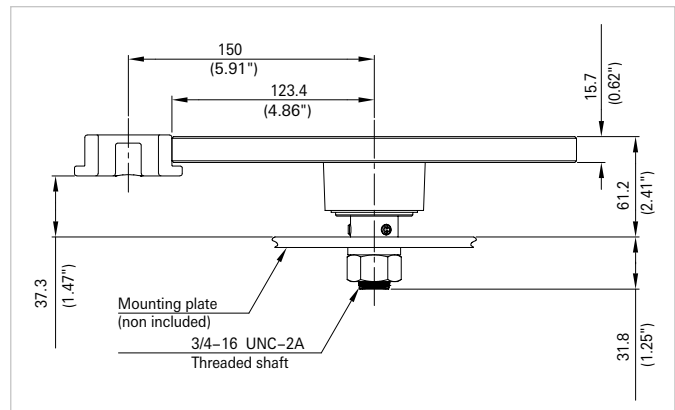
Chain type	Accessory type	Dimension H		Standard material
		mm	inch	
C1700	Extended pivot	26.5	1.04	PA white
C1701T C1702		25.5	1.00	
C1700 C1701T C1702	Insert	-	-	see material overview

Custom dimensions and arrangements available by request.

Turn disc are available for the Multiflex range of chains. Turn discs are used as moving inside wearstrips for turns. By using the turn disc, the chain can go through a curve without significantly increasing the chain tension, consequently, allowing longer conveyors. It is recommended to utilize turn disc for multiflex chains.



Turn disc type	Chain type	Center of disc to center of chain		Weight	
		mm	inch	kg	lbs
C1700D12	C1700K0217--AA	150	5.91	1.39	3.05



Turn disc type	Chain type	Center of disc to center of chain		Weight	
		mm	inch	kg	lbs
C1701D12	C1701K0209--TA	150	5.91	1.32	2.90
	C1702K0209--AA	150	5.91	1.32	2.90

**Material:**

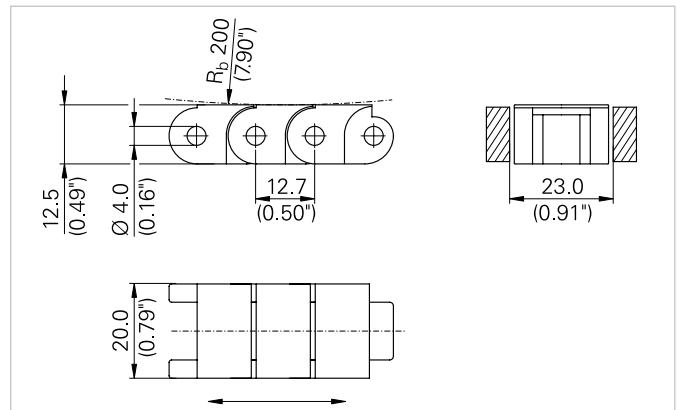
- Disc: Cast aluminum
- Shaft: Stainless steel

# HabaCHAIN®

## Case chain 40P (straight)

### Description

- Small straight running plastic chain with closed top plate
- Driven by standard 0.5" (12.7 mm) pitch steel roller chain sprocket
- For applications requiring a closed top plate design that eliminates pinch points



### Chain data

Habasit code	Width W		Weight		Nominal tensile strength $F_N$		Material
	mm	inch	kg/m	lb/ft	N	lbf	
C0040P0079DPAA-001	20.0	0.79	0.37	0.25	630	141	DP

### Pin material: stainless steel

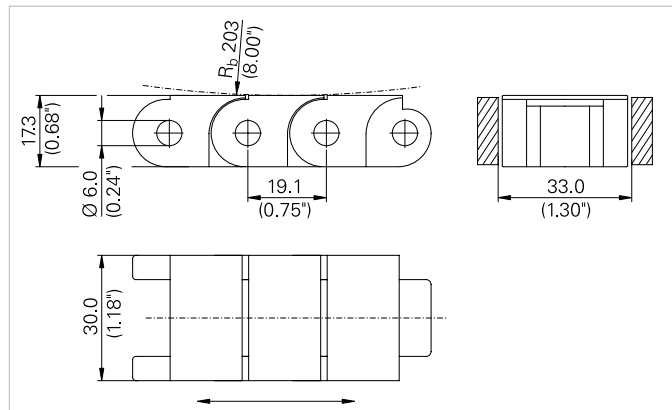
- Standard packaging: 15.24 m = 50 ft
- The weight specification is indicative
- Other materials on request
- Driven by standard ANSI 40-1 or BS 08B-1 roller chain sprockets

# HabaCHAIN®

## Case chain 60P (straight)

### Description

- Small straight running plastic chain with closed top plate
- Driven by standard 0.75" (19.1 mm) pitch steel roller chain sprocket
- For applications requiring a closed top plate design that eliminates pinch points



### Chain data

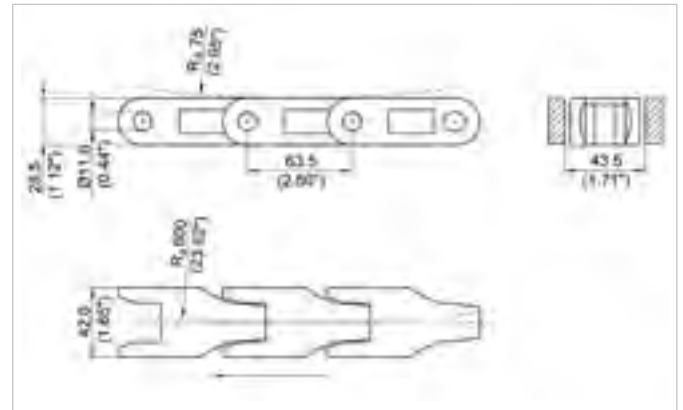
Habasit code	Width W		Weight		Nominal tensile strength F <sub>N</sub>		Material
	mm	inch	kg/m	lb/ft	N	lbf	
C0060P0118DPAA-001	30.0	1.18	0.71	0.48	890	200	DP

### Pin material: stainless steel

- Standard packaging: 3.048 m = 10 ft
- The weight specification is indicative
- Other materials on request
- Driven by standard ANSI 60-1 or BS 12B-1 roller chain sprockets

### Description

- Radius running plastic chain
- Closed top design



### Chain data

Habasit code	Width W		Weight		Nominal tensile strength $F_N$		Material
	mm	inch	kg/m	lb/ft	N	lbf	
C0600P0165DPAA-001	42.0	1.65	1.44	0.97	4500	1012	DP

### Pin material: stainless steel

- Standard packaging: 6.096 m = 20 ft
- The weight specification is indicative
- Other materials on request

### Related products

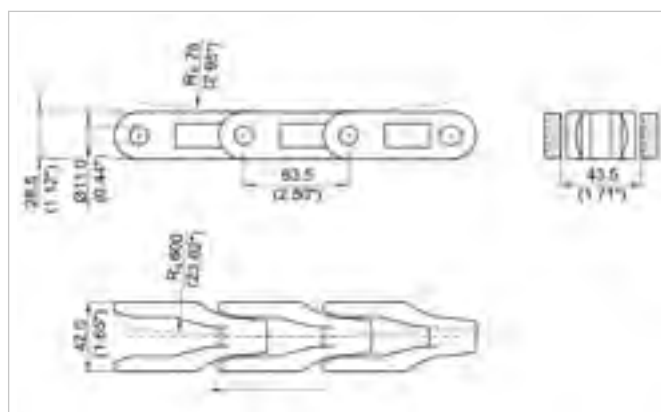
- Solid sprockets – Series 600

# HabaCHAIN®

## Case chain 601 (radius)

### Description

- Radius running plastic chain
- Open top design



### Chain data

Habasit code	Width W		Weight		Nominal tensile strength $F_N$		Material
	mm	inch	kg/m	lb/ft	N	lbf	
C0601P0165DPAA-001	42.0	1.65	1.35	0.91	4500	1012	DP

### Pin material: stainless steel

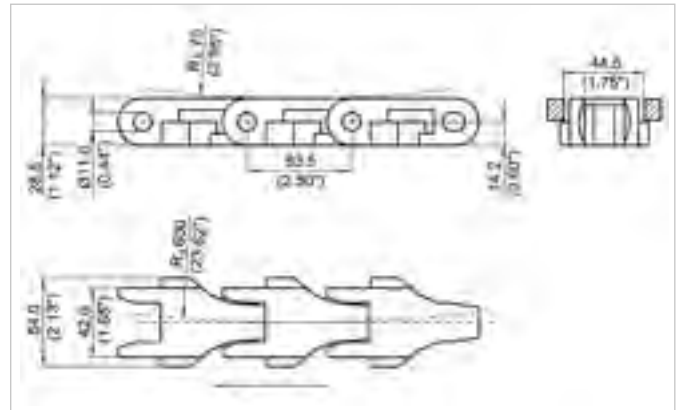
- Standard packaging: 6.096 m = 20 ft
- The weight specification is indicative
- Other materials on request

### Related products

- Solid sprockets – Series 600

### Description

- Radius running plastic tab chain
- Closed top design



### Chain data

Habasit code	Width W		Weight		Nominal tensile strength $F_N$		Material
	mm	inch	kg/m	lb/ft	N	lbf	
C0610P0165DPTA-001	42.0	1.65	1.54	1.03	4500	1012	DP

### Pin material: stainless steel

- Standard packaging: 6.096 m = 20 ft
- The weight specification is indicative
- Other materials on request

### Related products

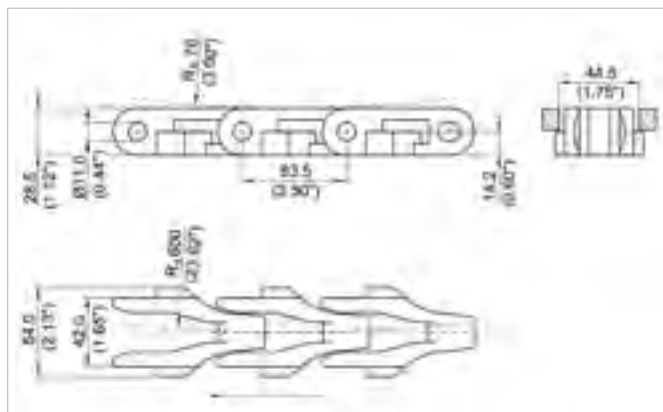
- Solid sprockets – Series 600

# HabaCHAIN®

## Case chain 611T (radius)

### Description

- Radius running plastic tab chain
- Open top design
- The tab shape is different compared to 611TE



### Chain data

Habasit code	Width W		Weight		Nominal tensile strength F <sub>N</sub>		Material
	mm	inch	kg/m	lb/ft	N	lbf	
C0611P0165DPTA-001	42.0	1.65	1.43	0.96	4500	1012	DP

### Pin material: stainless steel

- Standard packaging: 6.096 m = 20 ft
- The weight specification is indicative
- Other materials on request

### Related products

- Solid sprockets – Series 600

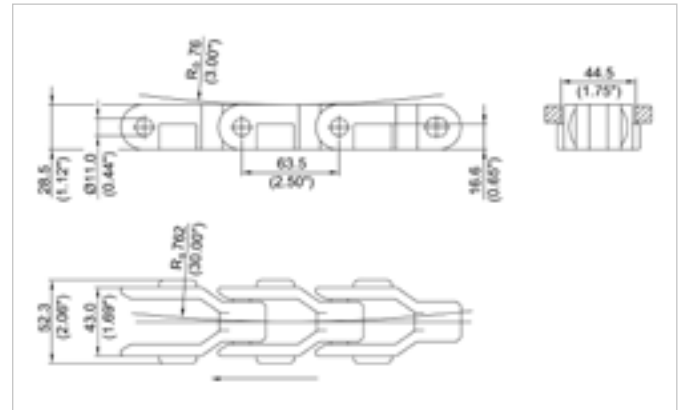


# HabaCHAIN®

## Case chain 611TE (radius)

### Description

- Radius running plastic tab chain
- Open top design
- The tab shape is different compared to 611T



### Chain data

Habasit code	Width W		Weight		Nominal tensile strength $F_N$		Material
	mm	inch	kg/m	lb/ft	N	lbf	
C0611P0169DPTE-001	43.0	1.69	1.10	0.74	4500	1012	DP

### Pin material: stainless steel

- Standard packaging: 3.048 m = 10 ft
- The weight specification is indicative
- Other materials on request

### Related products

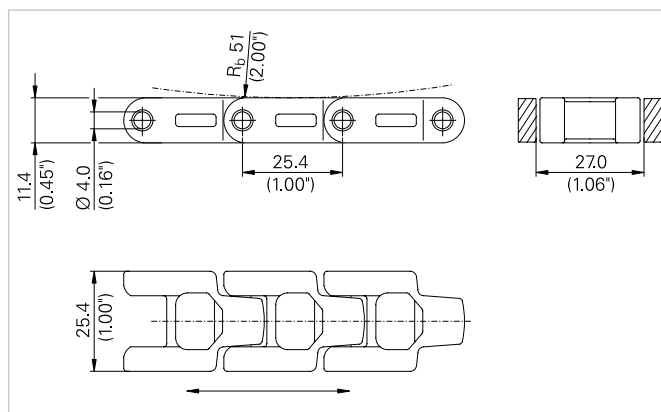
- Solid sprockets – Series 600

# HabaCHAIN®

## Case chain 1100 (straight)

### Description

- Straight running plastic chain
- Designed for bi-directional travel



### Chain data

Habasit code	Width W		Weight		Nominal tensile strength $F_N$		Material
	mm	inch	kg/m	lb/ft	N	lbf	
C1100P0100DPAA	25.4	1.00	0.30	0.20	623	140	DP
C1100P0100NYAA	25.4	1.00	0.29	0.20	623	140	NY
C1100P0100HTAA	25.4	1.00	0.29	0.20	623	140	HT

### Pin material: stainless steel

- Standard packaging: 3.048 m = 10 ft
- The weight specification is indicative
- Other materials on request
- Available with various chain attachments including extended pins

### Related products

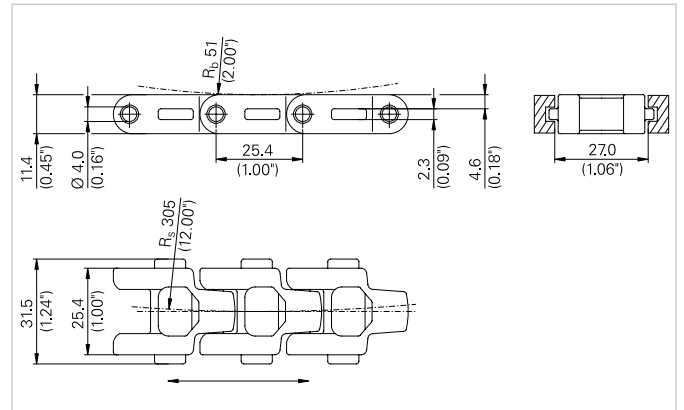
- Solid sprockets – Series 1100

# HabaCHAIN®

## Case chain 1110T (radius)

### Description

- Radius running plastic tab chain
- Designed for bi-directional travel



### Chain data

Habasit code	Width W		Weight		Nominal tensile strength $F_N$		Material
	mm	inch	kg/m	lb/ft	N	lbf	
C1110P0100DPTA	25.4	1.00	0.31	0.21	373	84	DP
C1110P0100NYTA	25.4	1.00	0.30	0.20	373	84	NY
C1110P0100HTTA	25.4	1.00	0.30	0.20	373	84	HT

### Pin material: stainless steel

- Standard packaging: 3.048 m = 10 ft
- The weight specification is indicative
- Other materials on request

### Related products

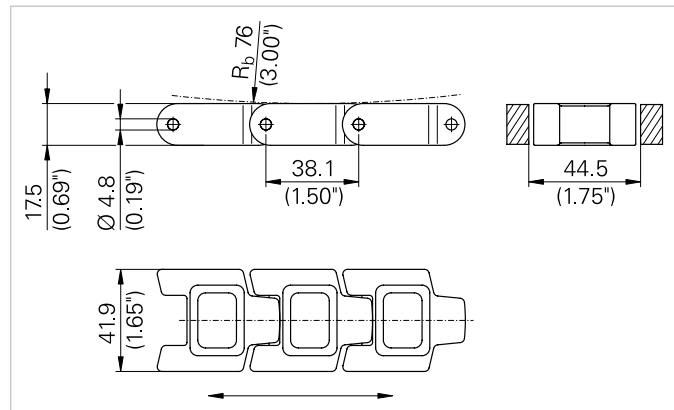
- Solid sprockets – Series 1100

# HabaCHAIN®

## Case chain 1150 (straight)

### Description

- Straight running plastic chain
- Designed for bi-directional travel



### Chain data

Habasit code	Width W		Weight		Nominal tensile strength $F_N$		Material
	mm	inch	kg/m	lb/ft	N	lbf	
C1150P0165HTAA	41.9	1.65	0.65	0.44	1379	310	HT

### Pin material: stainless steel

- Standard packaging: 3.048 m = 10 ft
- The weight specification is indicative
- Other materials on request
- Available with various chain accessories including extended pins

### Related products

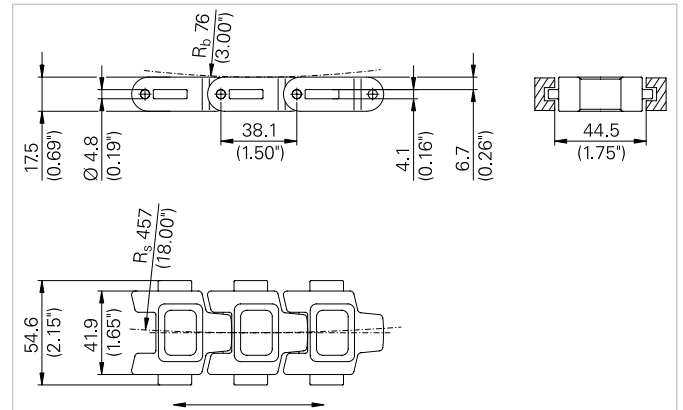
- Solid sprockets – Series 1150

# HabaCHAIN®

## Case chain 1151T (radius)

### Description

- Radius running plastic tab chain
- Designed for bi-directional travel



### Chain data

Habasit code	Width W		Weight		Nominal tensile strength $F_N$		Material
	mm	inch	kg/m	lb/ft	N	lbf	
C1151P0165HTTA	41.9	1.65	0.66	0.44	827	186	HT

### Pin material: stainless steel

- Standard packaging: 3.048 m = 10 ft
- The weight specification is indicative
- Other materials on request

### Related products

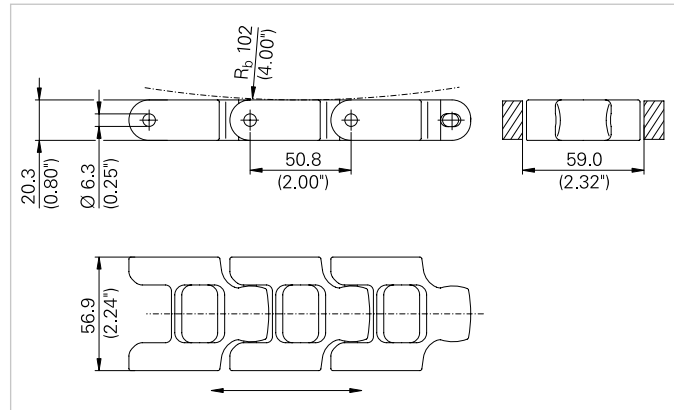
- Solid sprockets – Series 1150

# HabaCHAIN®

## Case chain 1200 (straight)

### Description

- Straight running plastic chain
- The 1200 series is identical to the 3200 series except for the material variety and the available accessories
- Designed for bi-directional travel



### Chain data

Habasit code	Width W		Weight		Nominal tensile strength $F_N$		Material
	mm	inch	kg/m	lb/ft	N	lbf	
C1200P0224DPAA	57.0	2.24	1.30	0.87	3100	698	DP
C1200P0224HTAA	57.0	2.24	1.30	0.87	3100	698	HT

### Pin material: stainless steel

- Standard packaging: 3.048 m = 10 ft
- Other materials on request
- The weight specification is indicative

### Related products

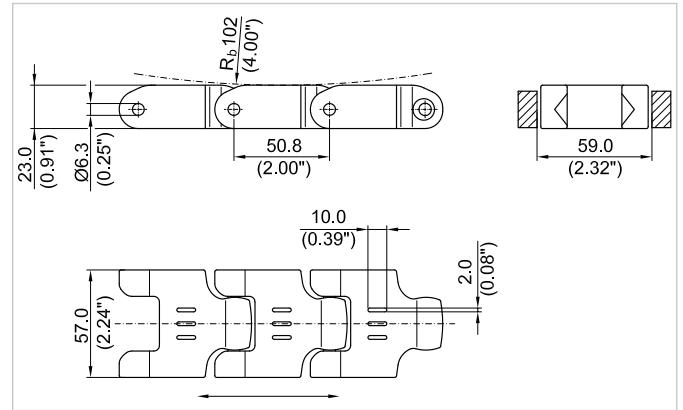
- Solid sprockets – Series 1200

# HabaCHAIN®

## Case chain 1201AB (straight)

### Description

- Perforated flat top design
- Tapered slots for reduced trapping of conveyed product
- Safety version for pinch protection
- Designed for bi-directional travel



### Chain data

Habasit code	Width W		Weight		Nominal tensile strength $F_N$		Material
	mm	inch	kg/m	lb/ft	N	lbf	
C1201P0224DPAB-00N	57.0	2.24	1.51	1.01	3100	698	DP

### Pin material: stainless steel

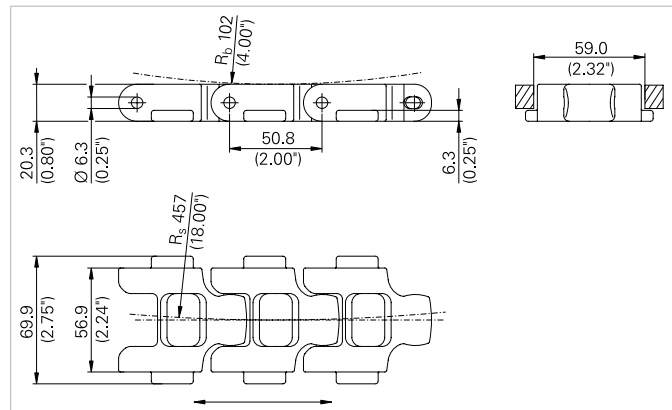
- Standard packaging: 3.048 m = 10 ft
- Other materials on request
- The weight specification is indicative

### Related products

- Solid sprockets – Series 1200

### Description

- Radius running plastic tab chain
- The 1210T series is identical to the 3210T series except for the material variety, the sideflexing radius and the available accessories
- Designed for bi-directional travel



### Chain data

Habasit code	Width W		Weight		Nominal tensile strength		R <sub>s</sub>		Material
	mm	inch	kg/m	lb/ft	N	lbf	mm	inch	
C1210P0224DPTA	57.0	2.24	1.35	0.91	2500	563	457	18.0	DP
C1210P0224HTTA	57.0	2.24	1.35	0.91	2500	563	457	18.0	HT

### Pin material: stainless steel

- Standard packaging: 3.048 m = 10 ft
- The weight specification is indicative
- Other materials on request

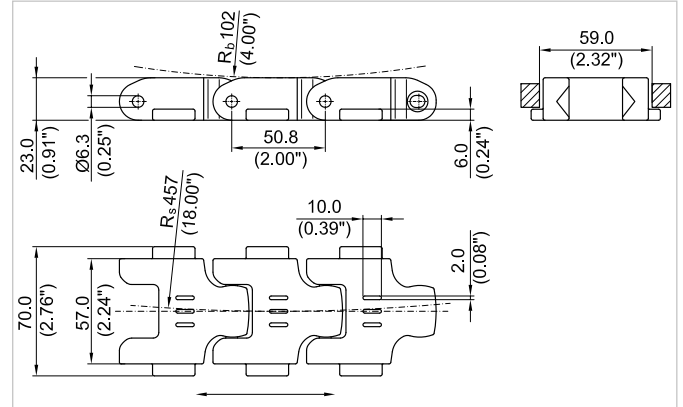
### Related products

- Solid sprockets – Series 1200



### Description

- Radius running plastic tab chain
- Perforated flat top design
- Tapered slots for reduced trapping of conveyed product
- Safety version for pinch protection
- Designed for bi-directional travel



### Chain data

Habasit code	Width W		Weight		Nominal tensile strength $F_N$		Material
	mm	inch	kg/m	lb/ft	N	lbf	
C1211P0224DPTB-00N	57.0	2.24	1.51	1.01	3100	698	DP

### Pin material: stainless steel

- Standard packaging: 3.048 m = 10 ft
- Other materials on request
- The weight specification is indicative

### Related products

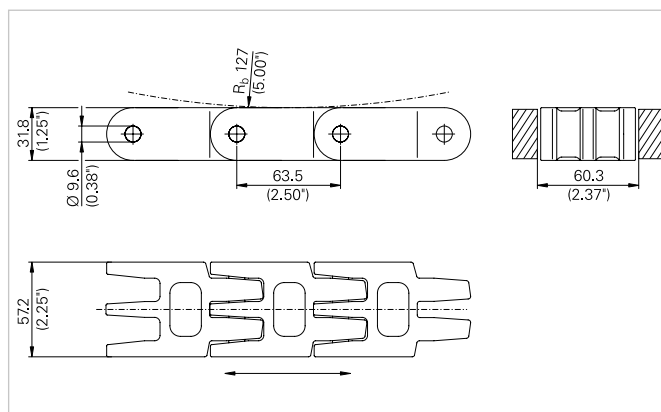
- Solid sprockets – Series 1200

# HabaCHAIN®

## Case chain 1250 (straight)

### Description

- Straight running plastic chain
- Designed for bi-directional travel



### Chain data

Habasit code	Width W		Weight		Nominal tensile strength $F_N$		Material
	mm	inch	kg/m	lb/ft	N	lbf	
C1250P0225HTAA	57.2	2.25	1.73	1.16	6228	1400	HT

### Pin material: stainless steel

- Standard packaging: 3.048 m = 10 ft
- The weight specification is indicative
- Other materials on request
- Available with various chain attachments including extended pins

### Related products

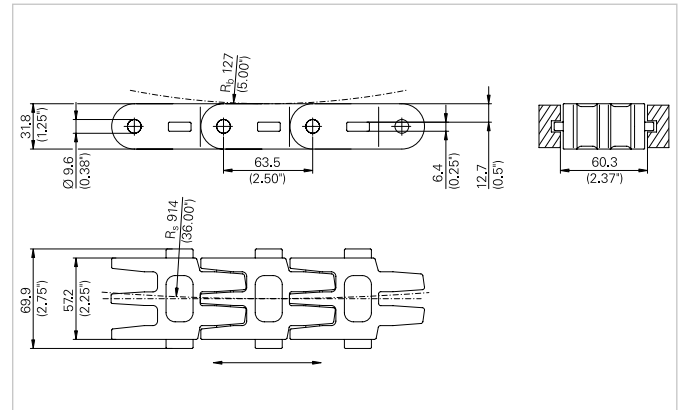
- Solid sprockets – Series 1250

# HabaCHAIN®

## Case chain 1251T (radius)

### Description

- Radius running plastic tab chain
- Designed for bi-directional travel



### Chain data

Habasit code	Width W		Weight		Nominal tensile strength $F_N$		Material
	mm	inch	kg/m	lb/ft	N	lbf	
C1251P0225HTTA	57.2	2.25	1.73	1.16	3700	833	HT

### Pin material: stainless steel

- Standard packaging: 3.048 m = 10 ft
- The weight specification is indicative
- Other materials on request

### Related products

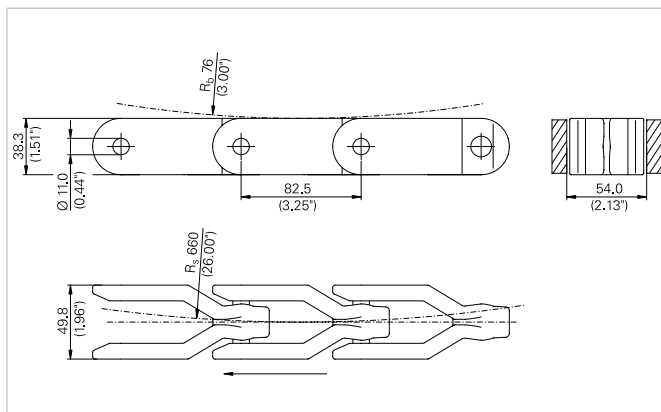
- Solid sprockets – Series 1250

# HabaCHAIN®

## Case chain 1400 (radius)

### Description

- Radius running plastic chain
- Open top design



### Chain data

Habasit code	Width W		Weight		Nominal tensile strength $F_N$		Material
	mm	inch	kg/m	lb/ft	N	lbf	
C1400P0200DPAA-001	50.8	2.00	2.08	1.40	6600	1485	DP

### Pin material: stainless steel

- Standard packaging: 3.048 m = 10 ft
- The weight specification is indicative
- Other materials on request

### Related products

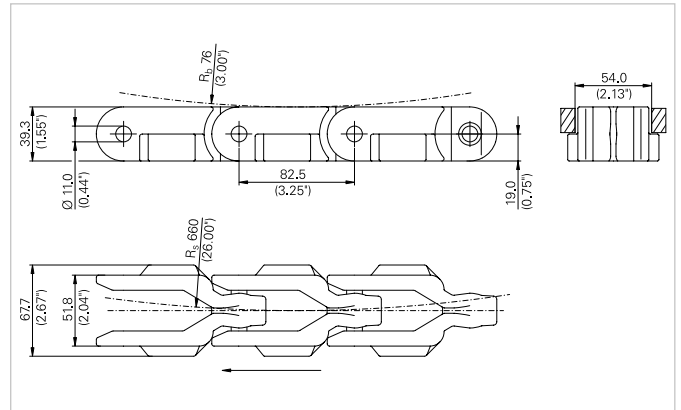
- Solid sprockets – Series 1400

# HabaCHAIN®

## Case chain 1410T (radius)

### Description

- Radius running plastic tab chain
- Open top design



### Chain data

Habasit code	Width W		Weight		Nominal tensile strength $F_N$		Material
	mm	inch	kg/m	lb/ft	N	lbf	
C1410P0200DPTA-001	50.8	2.00	2.27	1.53	6600	1485	DP

### Pin material: stainless steel

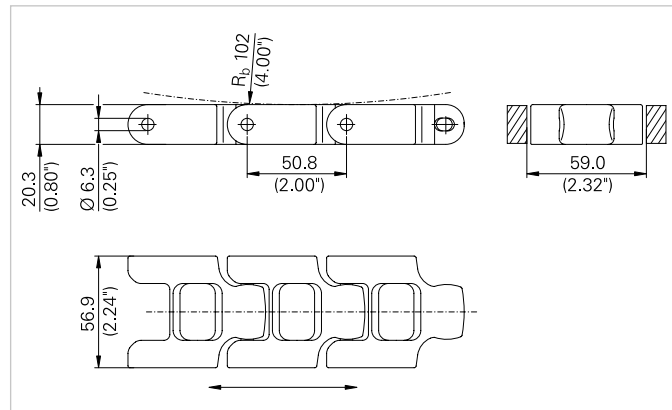
- Standard packaging: 3.048 m = 10 ft
- The weight specification is indicative
- Other materials on request

### Related products

- Solid sprockets – Series 1400

### Description

- Straight running plastic chain
- The 3200 series is identical to the 1200 series except for the material variety and the available accessories
- Designed for bi-directional travel



### Chain data

Habasit code	Width W		Weight		Nominal tensile strength $F_N$		Material
	mm	inch	kg/m	lb/ft	N	lbf	
C3200K0224DPAA-001	57.0	2.24	1.30	0.87	3100	698	DP
C3200K0224DPAA-002	57.0	2.24	1.30	0.87	3100	698	DP
C3200K0224DPAA-008	57.0	2.24	1.30	0.87	3100	698	DP
C3200K0224NYAA-008	57.0	2.24	1.06	0.71	3100	698	NY

**Pin material:** stainless steel

- Standard packaging: 3.048 m = 10 ft
- Other materials on request
- The weight specification is indicative

### Related products

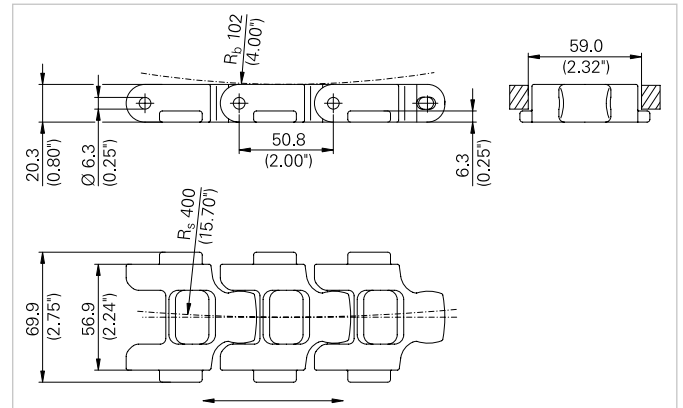
- Solid sprockets – Series 3200

# HabaCHAIN®

## Case chain 3210T (radius)

### Description

- Radius running plastic tab chain
- The 3210T series is identical to the 1210T series except for the material variety, the sideflexing radius and the available accessories
- Designed for bi-directional travel



### Chain data

Habasit code	Width W		Weight		Nominal tensile strength $F_N$		Material
	mm	inch	kg/m	lb/ft	N	lbf	
C3210K0224DPTA-001	57.0	2.24	1.35	0.91	2500	563	DP
C3210K0224DPTA-002	57.0	2.24	1.35	0.91	2500	563	DP
C3210K0224DPTA-008	57.0	2.24	1.35	0.91	2500	563	DP
C3210K0224NYTA-008	57.0	2.24	1.13	0.75	2500	563	NY

### Pin material: stainless steel

- Standard packaging: 3.048 m = 10 ft
- The weight specification is indicative
- Other materials on request

### Related products

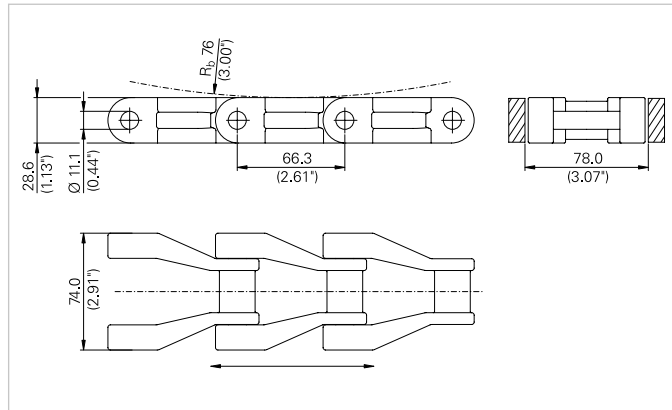
- Solid sprockets – Series 3200

# HabaCHAIN®

## Case chain NH78 (straight)

### Description

- Straight running plastic chain
- Designed for bi-directional travel
- Robust heavy duty design for demanding applications like sewage treatment



### Chain data

Habasit code	Width W		Weight		Nominal tensile strength $F_N$		Material
	mm	inch	kg/m	lb/ft	N	lbf	
CNH78P0291LFAA	74.0	2.91	2.10	1.41	7700	1733	LF

### Pin material: stainless steel

- Standard packaging: 3.048 m = 10 ft
- The weight specification is indicative
- Other materials on request
- Available with various extended pin configurations

### Related products

- Solid sprockets – Series NH78



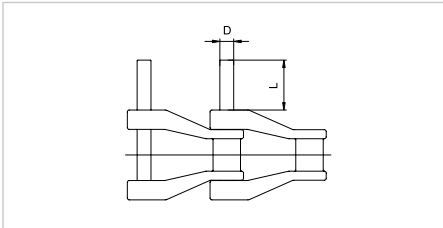
### Description

Different accessories for case chains are available, including extended pins, pushers and attachment points.



#### Extended pin EP (only for straight running chains)

Extended journal pins (standard material is stainless steel SA) are particularly advantageous for low tension accumulation, eliminating damage to product and containers.



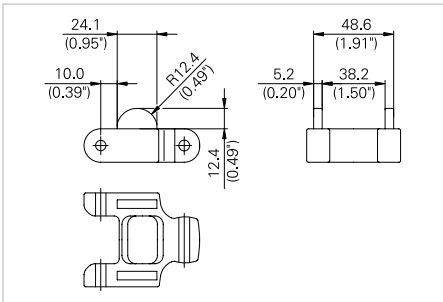
Chain type	Chain pitch P		Pin diam. D		Pin length L	
	mm	inch	mm	inch	mm	inch
C1100P100EP--AA---1	25.4	1.00	6.4	1/4 = 0.25	38.1	1.50
C1150P165EP--AA---1	38.1	1.50	6.4	1/4 = 0.25		
C1200P224EP--AA---3	50.8	2.00	9.5	3/8 = 0.38		
C1200P224EP--AA---8			12.7	8/16 = 0.50		
C1250P225EP--AA---7	63.5	2.50	11.1	7/16 = 0.44		
C1250P225EP--AA---8			12.7	8/16 = 0.50		
CNH78P291EP--AA---7	66.3	2.61	11.11	7/16 = 0.44		
CNH78P291EP--AA---8			12.7	8/16 = 0.50		
CNH78P291EP--AA---9			14.3	9/16 = 0.56		

#### Half round pusher HR

Ideally suited for indexing, elevating or lowering boxes.



Chain type	Chain pitch P	
	mm	inch
C1200P224HR--AA---	50.8	2.00



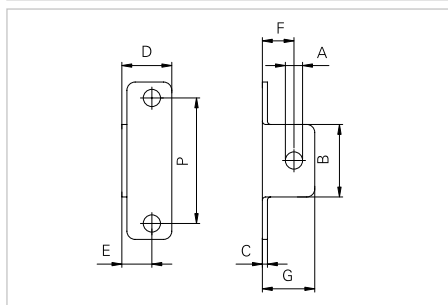
- For order code of special building pattern see page "Nomenclature"



### Stainless steel attachment K1

These 303 stainless steel attachments are attached to the chain through the connecting pins. They are suitable for heavy-duty applications and are ideal for attaching slats, pushers or other accessories.

Chain type	Chain pitch P		A		B		C	
	mm	inch	mm	inch	mm	inch	mm	inch
C1100P100K1--AA---	25.4	1.00	6.9	0.27	15.9	0.63	1.9	0.07
C1150P165K1--AA---	38.1	1.50			19.1	0.75		
C1200P224K1--AA---	50.8	2.00			28.9	1.14		



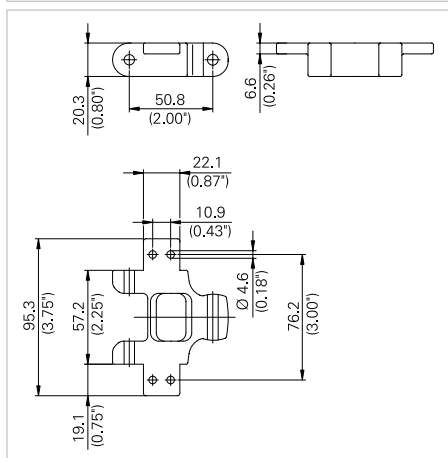
Chain type	D		E		F		G	
	mm	inch	mm	inch	mm	inch	mm	inch
C1100P100K1--AA---	11.5	0.45	4.1	0.16	10.9	0.43	18	0.71
C1150P165K1--AA---	17.5	0.69	6.9	0.27	12.1	0.48	21	0.83
C1200P224K1--AA---	20.3	0.80	7.5	0.29	15.2	0.60	28.9	1.14



### Tab type K2

Molded tab on both sides with two holes.

Chain type	Chain pitch P	
	mm	inch
C1200P224K2--AA---	50.8	2.00
C1200P224K2--AA---		



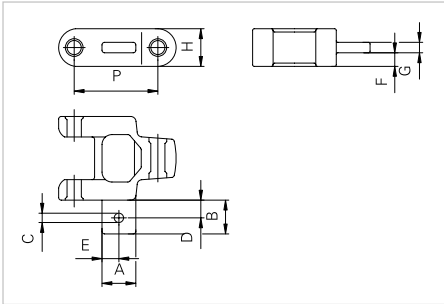
- For order code of special building pattern see page "Nomenclature"



### Tab type A1

Molded tab on one side with one hole.

Chain type	Chain pitch P		A		B		C	
	mm	inch	mm	inch	mm	inch	mm	inch
C1100P100A1--AA---	25.4	1.00	10.4	0.41	10.9	0.43	2.3	0.09
C1150P165A1--AA---	38.1	1.00	15.2	0.60	18.8	0.74	5.1	0.20
C1200P224A1--AA---	50.8	2.00	17.5	0.69	19.3	0.76	6.4	0.25
C1250P225A1--AA---	63.5	2.50	19.1	0.75	29	1.14	7.4	0.29



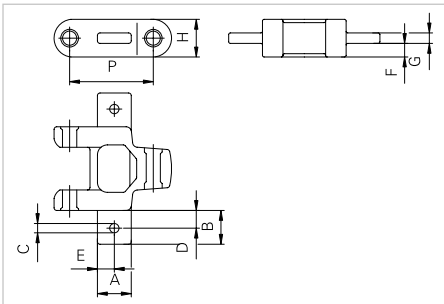
Chain type	D		E		F		G	
	mm	inch	mm	inch	mm	inch	mm	inch
C1100P100A1--AA---	11.4	0.45	5.2	0.21	4.1	0.16	3.2	0.13
C1150P165A1--AA---	17.5	0.69	7.6	0.30	6.0	0.24	5.1	0.20
C1200P224A1--AA---	20.3	0.80	8.8	0.35	6.8	0.27	6.4	0.25
C1250P225A1--AA---	31.8	1.25	9.6	0.38	12.5	0.49	6.4	0.25



### Tab type A2

Molded tab on both sides with one hole.

Chain type	Chain pitch P		A		B		C	
	mm	inch	mm	inch	mm	inch	mm	inch
C1200P224A2--AA---	50.8	2.00	17.5	0.69	19.3	0.76	6.4	0.25
C1250P225A2--AA---	63.5	2.50	19.1	0.75	29	1.14	7.4	0.29



Chain type	D		E		F		G	
	mm	inch	mm	inch	mm	inch	mm	inch
C1200P224A2--AA---	20.3	0.80	8.8	0.35	6.8	0.27	6.4	0.25
C1250P225A2--AA---	31.8	1.25	9.6	0.38	12.5	0.49	6.4	0.25

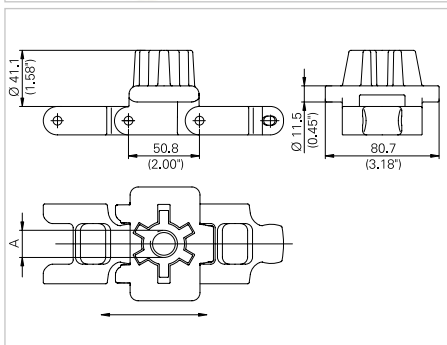
- For order code of special building pattern see page "Nomenclature"



### Cone attachment CT

Cone Line Module for case chain 1200 (Straight).  
Standard material is NY white

Chain type	Chain pitch P		0.75" thread diam. A		Thread length min.	
	mm	inch	mm	inch	mm	inch
C1200P224CT--AA---	50.8	2.00	19.1	0.75	25.4	1.00



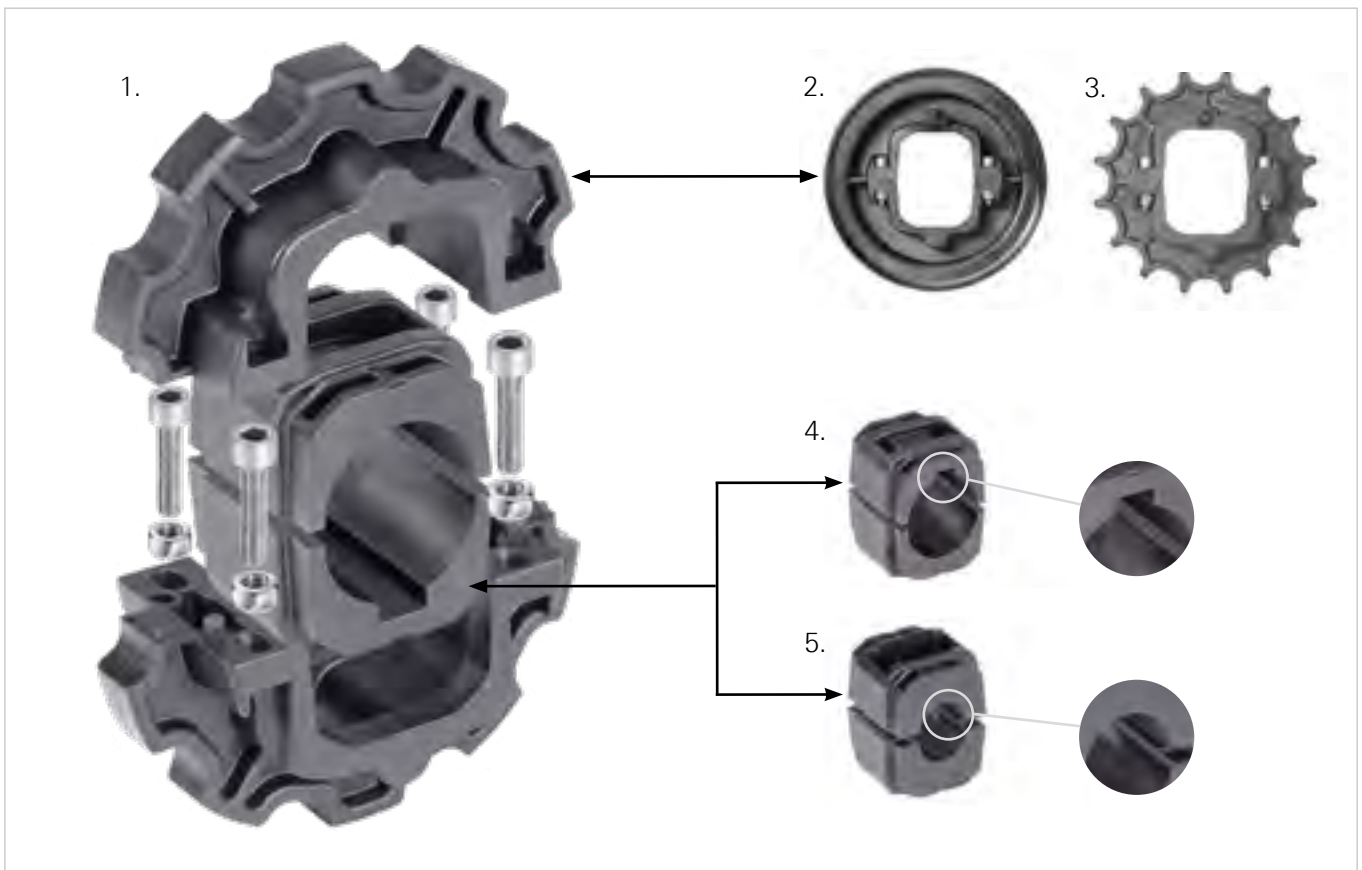
- For order code of special building pattern see page "Nomenclature"

### Description

Habasit has invented a new type of modular split sprockets and split idlers called Multi-Hub. Interchangeable hub inserts in various diameters with or without keyway and sprocket, or idler rims in two different materials, reduce the inventory needed by customers. With this Multi-Hub system it is possible to combine a noise dampening sprocket rim with a stiff and wear resistant hub. The customized choice of materials and high fabrication accuracy ensure long lifetime and optimized power transmission.



Complete Multi-Hub sprocket in noise dampening material ND



1. Complete Multi-Hub sprocket
2. Interchangeable idler rim with screws
3. Interchangeable sprocket rim with screws
4. Interchangeable hub insert: round bore with keyway for drive applications
5. Interchangeable hub insert: plain round bore for idler applications

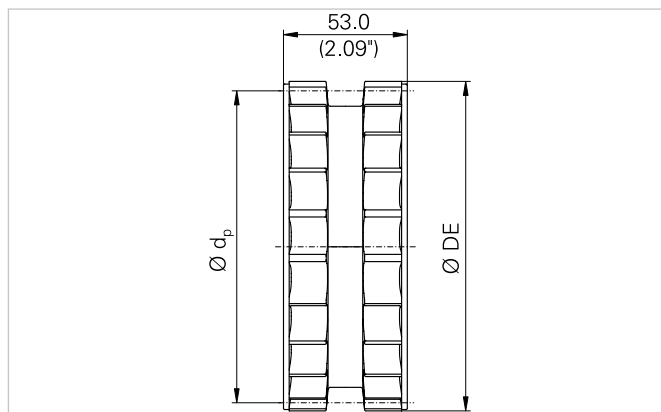
For imperial shaft sizes hub inserts with set screw are available on request.

# HabaCHAIN®

## Multi-Hub 820 sprocket rims

### Description

- Multi-Hub 820 sprocket rim is suitable for 810, 820 and 831 series chains
- The split sprocket rim has molded guide rings
- Different bore configurations can be obtained by using separate Multi-Hub inserts



### Sprocket data

Habasit code	Number of teeth	Ø DE		Diam. of pitch Ø d <sub>p</sub>		Material
		mm	inch	mm	inch	
C0820G218	21	128.9	5.07	129.3	5.09	GS
C0820G238	23	142.0	5.59	141.2	5.56	GS
C0820G258	25	153.8	6.06	153.2	6.03	GS
C0820G217	21	128.9	5.07	129.3	5.09	ND
C0820G237	23	142.0	5.59	141.2	5.56	ND
C0820G257	25	153.8	6.06	153.2	6.03	ND

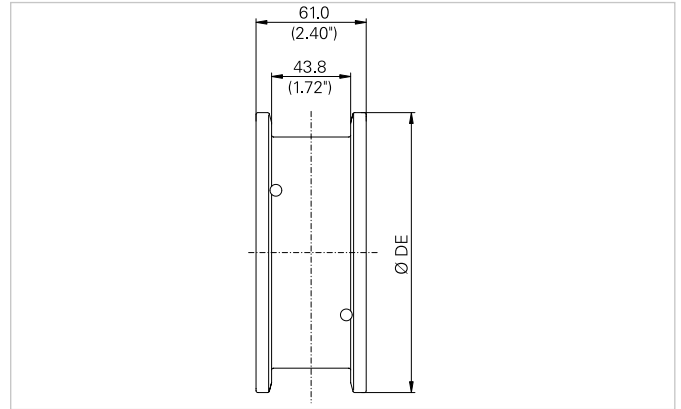
- Included in delivery: 2 sprocket rim halves, 4 screws, 4 self-locking nuts
- Nuts and screws: stainless steel
- Special noise dampening material available: ND

### Related products

- Multi-Hub inserts

## Description

- Multi-Hub 820 idler rim is suitable for all 810, 820, 828, 831, 879B, 880B, 880J, 880LJ, 880M, 881B and 1061M series chains
- Different bore configurations can be obtained by using separate Multi-Hub inserts



## Sprocket data

Habasit code	Equivalent number of teeth	Ø DE		Material
		mm	inch	
C0820L219	21	130.0	5.12	L
C0820L239	23	142.5	5.61	L
C0820L259	25	154.5	6.08	L

- Included in delivery: 2 idler rim halves, 4 screws, 4 self-locking nuts
- Nuts and screws: stainless steel

## Related products

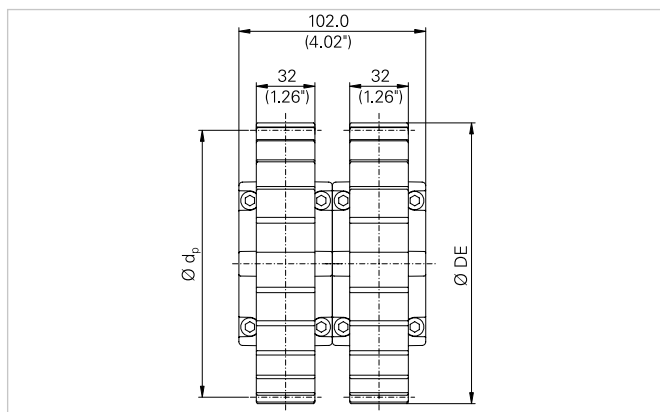
- Multi-Hub inserts
- Retainer rings

# HabaCHAIN®

## Multi-Hub 821 sprocket rims

### Description

- Multi-Hub 821 sprocket rim is suitable for 800 and 821 series chains
- Consisting of two Multi-Hub 881 sprockets set up side-by-side
- Different bore configurations can be obtained by using separate Multi-Hub inserts



### Sprocket data

Habasit code	Number of teeth	Ø DE		Diam. of pitch Ø d <sub>p</sub>		Material
		mm	inch	mm	inch	
C0821G258	25	153.8	6.06	153.2	6.03	GS
C0821G257	25	153.8	6.06	153.2	6.03	ND

- Included in delivery: 4 sprocket rim halves (881 type), 8 screws, 8 self-locking nuts
- Nuts and screws: stainless steel
- Special noise dampening material available: ND

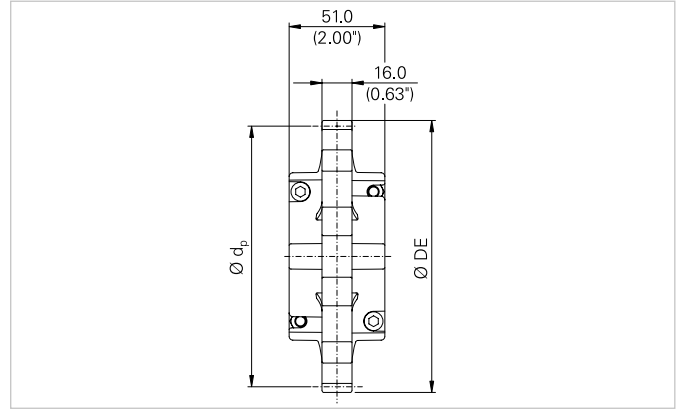
### Related products

- Multi-Hub inserts



### Description

- Multi-Hub 880 sprocket rim is suitable for 828, 879, 880 and 890 series chains
- Different bore configurations can be obtained by using separate Multi-Hub inserts



### Sprocket data

Habasit code	Number of teeth	Ø DE		Diam. of pitch Ø d <sub>p</sub>		Material
		mm	inch	mm	inch	
C0880G108	10	122.2	4.81	123.3	4.85	GS
C0880G128	12	147.4	5.80	147.2	5.80	GS
C0880G107	10	122.2	4.81	123.3	4.85	ND
C0880G127	12	147.4	5.80	147.2	5.80	ND

- Included in delivery: 2 sprocket rim halves, 4 screws, 4 self-locking nuts
- Nuts and screws: stainless steel
- Special noise dampening material available: ND

### Related products

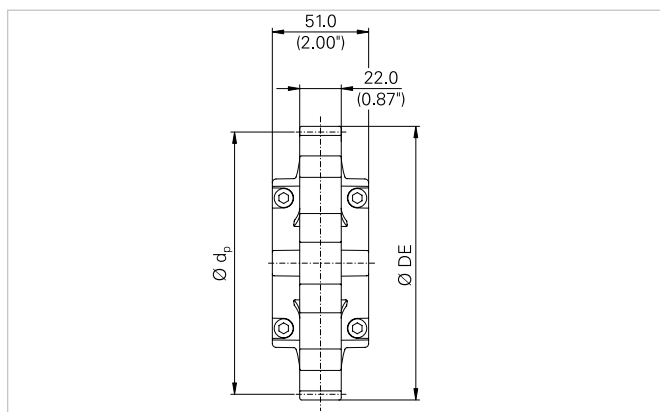
- Multi-Hub inserts

# HabaCHAIN®

## Multi-Hub 882 sprocket rims

### Description

- Multi-Hub 882 sprocket rim is suitable for 882 series chains
- Different bore configurations can be obtained by using separate Multi-Hub inserts



### Sprocket data

Habasit code	Number of teeth	Ø DE		Diam. of pitch Ø d <sub>p</sub>		Material
		mm	inch	mm	inch	
C0882G128	12	150.0	5.91	147.2	5.80	GS
C0882G127	12	150.0	5.91	147.2	5.80	ND

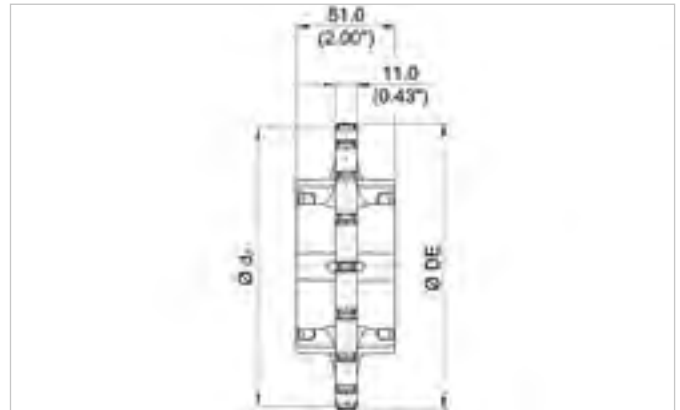
- Included in delivery: 2 sprocket rim halves, 4 screws, 4 self-locking nuts
- Nuts and screws: stainless steel.
- Special noise dampening material available: ND

### Related products

- Multi-Hub inserts

### Description

- Multi-Hub 1060 sprocket rim is suitable for 770 and 1061 series chains
- Different bore configurations can be obtained by using separate Multi-Hub inserts



### Sprocket data

Habasit code	Number of teeth	Ø DE		Diam. of pitch Ø d <sub>p</sub>		Material
		mm	inch	mm	inch	
C1060G168	16	133.0	5.24	130.2	5.13	GS
C1060G188	18	149.2	5.87	146.3	5.76	GS
C1060G167	16	133.0	5.24	130.2	5.13	ND
C1060G187	18	149.2	5.87	146.3	5.76	ND

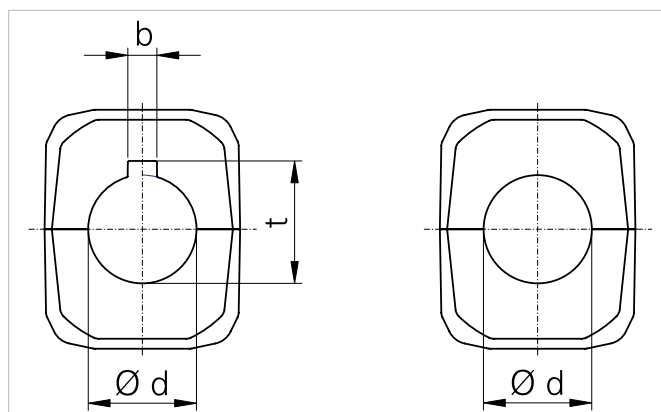
- Included in delivery: 2 sprocket rim halves, 4 screws, 4 self-locking nuts
- Nuts and screws: stainless steel
- Special noise dampening material available: ND

### Related products

- Multi-Hub inserts

## Description

- Available with round bore only (RL type) or with metric keyway according to ISO standard or imperial keyway according to ANSI standard (RZ type) or square bore (QZS type).
- RZ types are designed to clamp on standard shafts and are suitable for drive applications with all Multi-Hub sprocket rims
- QZS types need retainer rings for axial fixation.
- RL types are designed to spin free on standard shafts
- RL types consist of extra low friction POM (Acetal) material for optimal sliding properties
- RL type inserts can be used for Multi-Hub sprocket rims (intended to be used as an idler) and Multi-Hub idler rims
- Set screw fixation option for imperial bores only.



(Inserts for chains are only "small" type)

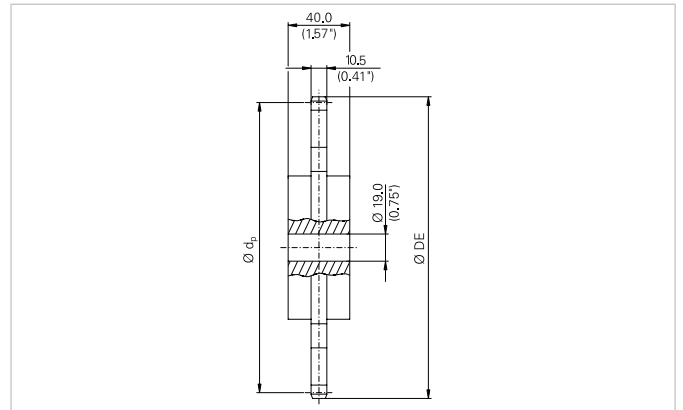
## Sprocket data

Habasit code	Insert type	Bore size d		b		t		Bore shape	Material
		mm	inch	mm	inch	mm	inch		
H025RZ-8	Drive	25.0		8.0		28.3		Round with keyway	GS
H030RZ-8	Drive	30.0		8.0		33.3		Round with keyway	GS
H035RZ-8	Drive	35.0		10.0		38.3		Round with keyway	GS
H040RZ-8	Drive	40.0		12.0		43.3		Round with keyway	GS
H040QZS84	Drive	40.0						Square	GS
H100RZ-8	Drive		1		0.25		1.12	Round with keyway	GS
H125RZ-8	Drive		1 1/4		0.25		1.37	Round with keyway	GS
H144RZ-8	Drive		1 7/16		0.38		1.61	Round with keyway	GS
H150RZ-8	Drive		1 1/2		0.38		1.67	Round with keyway	GS
H150QZS84	Drive		1 1/2					Square	GS
H025RL	Idler	25.0						Round	L
H030RL	Idler	30.0						Round	L
H035RL	Idler	35.0						Round	L
H040RL	Idler	40.0						Round	L
H100RL	Idler		1					Round	L
H125RL	Idler		1 1/4					Round	L
H144RL	Idler		1 7/16					Round	L
H150RL	Idler		1 1/2					Round	L

4185BRO.CHA-en0416HQ

### Description

- Solid sprocket 600 is suitable for all 600 series chains
- Bore configurations can be machined according to the customer requirements



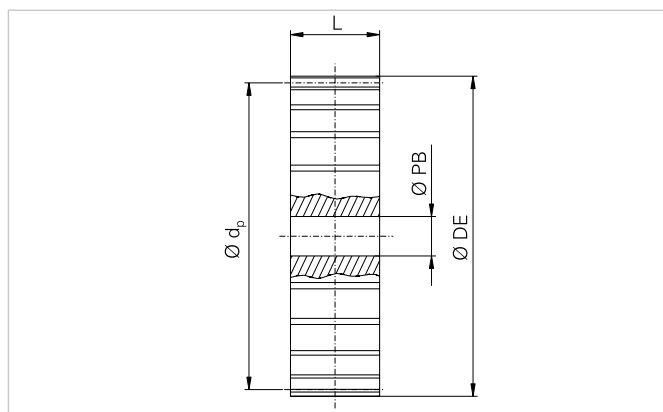
### Sprocket data

Habasit code	Number of teeth	Ø DE		Diam. of pitch Ø d <sub>p</sub>		Material
		mm	inch	mm	inch	
C0600M06PE	6	128.0	5.04	127.0	5.00	PE
C0600M08PE	8	168.9	6.65	165.9	6.53	PE
C0600M10PE	10	210.1	8.29	205.5	8.09	PE
C0600M12PE	12	248.3	9.78	245.3	9.66	PE
C0600M14PE	14	288.4	11.35	285.4	11.24	PE

- Other materials available on request
- Available bore sizes:
  - Round [mm] 25, 30, 35, 40, 50, 60
  - Round [inch] 1, 1 3/16, 1 1/4, 1 1/2, 2, 2 1/2
  - Square [mm] 25, 40, 50, 60
  - Square [inch] 1, 1 1/2, 2, 2 1/2

### Description

- Solid sprocket 810 is suitable for all 810 series chains
- Bore configurations can be machined according to the customer requirements



### Sprocket data

Habasit code	Number of teeth	Ø DE		Diam. of pitch Ø d <sub>p</sub>		L		Pilot bore size Ø PB		Material
		mm	inch	mm	inch	mm	inch	mm	inch	
C0810M19NY	19	117.1	4.61	117.4	4.62	42.9	1.69	19.0	0.75	NY
C0810M21CI	21	130.1	5.12	129.3	5.09	43.5	1.71	20.0	0.79	CI
C0810M21NY	21	130.1	5.12	129.3	5.09	42.9	1.69	19.0	0.75	NY
C0810M23CI	23	142.0	5.59	141.2	5.56	43.5	1.71	20.0	0.79	CI
C0810M23NY	23	142.0	5.59	141.2	5.56	42.9	1.69	19.0	0.75	NY
C0810M25CI	25	154.2	6.07	153.2	6.03	43.5	1.71	20.0	0.79	CI
C0810M25NY	25	154.2	6.07	153.2	6.03	42.9	1.69	19.0	0.75	NY
C0810M27NY	27	166.6	6.56	165.2	6.50	42.9	1.69	19.0	0.75	NY

- Other materials available on request
- Available bore sizes:

Round [mm] 25, 30, 35, 40

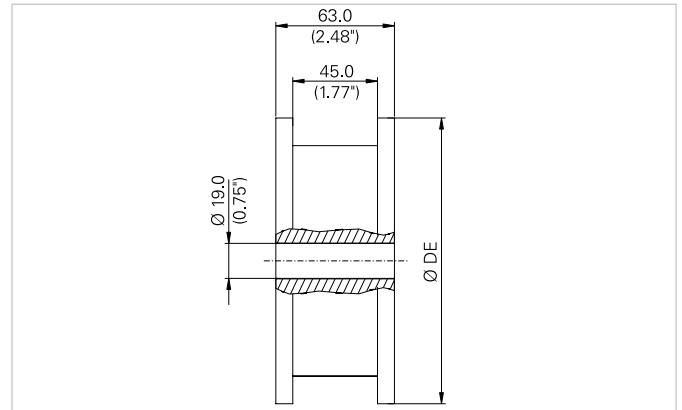
Round [inch] 1, 1 3/16, 1 1/4, 1 1/2

Square [mm] 25, 40

Square [inch] 1, 1 1/2

### Description

- Solid idler 810 is suitable for all 810, 820, 828, 831, 879B, 880B, 880J, 880LJ, 880M, 881B and 1061M series chains
- Standard idler has a pilot bore
- Bore configurations can be machined according to the customer requirements



### Sprocket data

Habasit code	Equivalent number of teeth	Ø DE		Material
		mm	inch	
C0810L17PE	17	105.0	4.13	PE
C0810L19PE	19	117.1	4.61	PE
C0810L27PE	27	166.6	6.56	PE

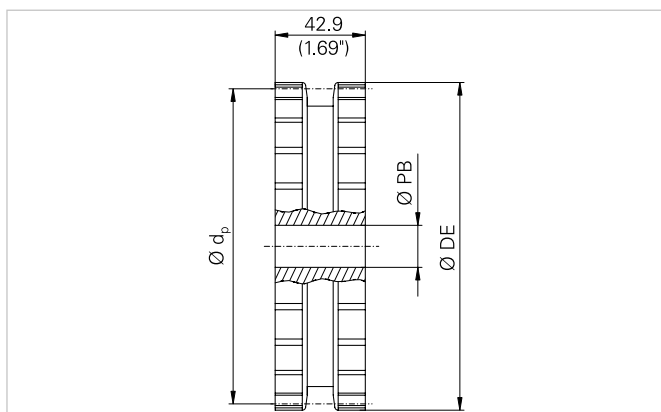
For teeth number 21, 23 and 25 use Multi-Hub 820 idler

### Related products

- Retainer rings

### Description

- Solid sprocket 820 is suitable for all 810, 820 and 831 series chains
- Bore configurations can be machined according to the customer requirements



### Sprocket data

Habasit code	Number of teeth	Ø DE		Diam. of pitch Ø d <sub>p</sub>		Pilot bore size Ø PB		Material
		mm	<i>inch</i>	mm	<i>inch</i>	mm	<i>inch</i>	
C0820M17NY	17	105.2	4.14	105.5	4.15	19.0	0.75	NY
C0820M19NY	19	117.1	4.61	117.4	4.62	19.0	0.75	NY
C0820M21CI	21	130.1	5.12	129.3	5.09	20.0	0.79	CI
C0820M21NY	21	130.1	5.12	129.3	5.09	19.0	0.75	NY
C0820M23CI	23	142.0	5.59	141.2	5.56	20.0	0.79	CI
C0820M23NY	23	142.0	5.59	141.2	5.56	19.0	0.75	NY
C0820M25CI	25	154.2	6.07	153.2	6.03	20.0	0.79	CI
C0820M25NY	25	154.2	6.07	153.2	6.03	19.0	0.75	NY
C0820M27NY	27	166.6	6.56	165.2	6.50	19.0	0.75	NY

- Other materials available on request
- Available bore sizes:

Round [mm] 25, 30, 35, 40

Round [*inch*] 1, 1 3/16, 1 1/4, 1 1/2

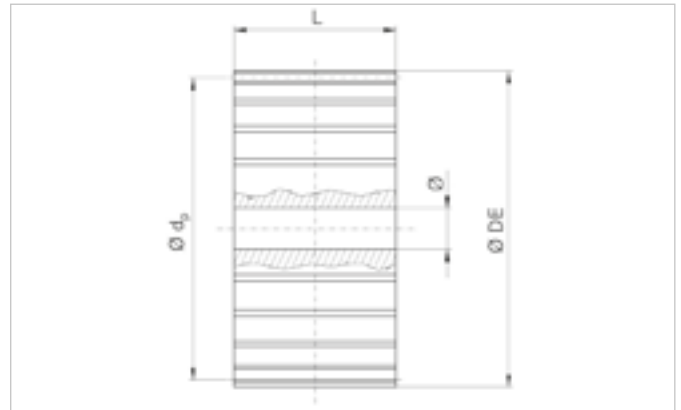
Square [mm] 25, 40

Square [*inch*] 1, 1 1/2



### Description

- Solid sprocket 821 is suitable for all 800 and 821 series chains
- Bore configurations can be machined according to the customer requirements



### Sprocket data

Habasit code	Number of teeth	Ø DE		Diam. of pitch Ø d <sub>p</sub>		L		Material
		mm	inch	mm	inch	mm	inch	
C0821M19NY	19	117.1	4.61	117.4	4.62	79.2	3.12	NY
C0821M21CI	21	130.1	5.12	129.3	5.09	80.0	3.15	CI
C0821M21NY	21	130.1	5.12	129.3	5.09	79.2	3.12	NY
C0821M23CI	23	142.0	5.59	141.2	5.56	80.0	3.15	CI
C0821M23NY	23	142.0	5.59	141.2	5.56	79.2	3.12	NY
C0821M25CI	25	154.2	6.07	153.2	6.03	80.0	3.15	CI
C0821M25NY	25	154.2	6.07	153.2	6.03	79.2	3.12	NY
C0821M27NY	27	166.6	6.56	165.2	6.50	79.2	3.12	NY
C0821M29NY	29	179.1	7.05	177.3	6.98	79.2	3.12	NY

- Other materials available on request
- Available bore sizes:

Round [mm] 25, 30, 35, 40

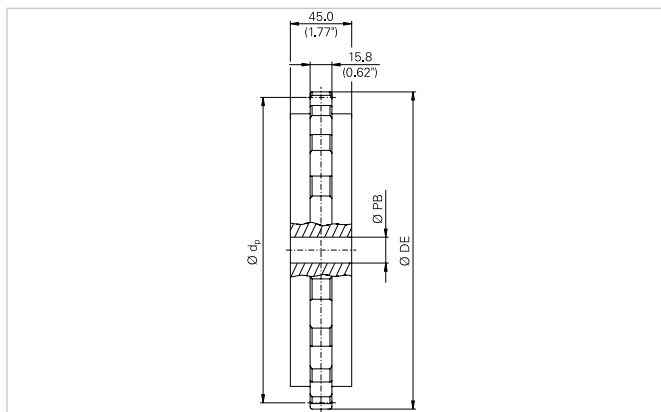
Round [inch] 1, 1 3/16, 1¼, 1½

Square [mm] 25, 40

Square [inch] 1, 1½

### Description

- Solid sprocket 880 is suitable for all 828, 879, 880 and 890 series chains
- Bore configurations can be machined according to the customer requirements



### Sprocket data

Habasit code	Number of teeth	Ø DE		Diam. of pitch Ø d <sub>p</sub>		Pilot bore size Ø PB		Material
		mm	inch	mm	inch	mm	inch	
C0880M09NY	9	112.4	4.43	111.4	4.39	19.0	0.75	NY
C0880M10NY	10	125.0	4.92	123.3	4.85	19.0	0.75	NY
C0880M11NY	11	137.5	5.41	135.2	5.32	19.0	0.75	NY
C0880M12CI	12	149.9	5.90	147.2	5.80	20.0	0.79	CI
C0880M12NY	12	149.9	5.90	147.2	5.80	19.0	0.75	NY
C0880M13NY	13	162.3	6.39	159.2	6.27	19.0	0.75	NY
C0880M14NY	14	174.7	6.88	171.2	6.74	19.0	0.75	NY
C0880M15NY	15	186.9	7.36	183.1	7.21	19.0	0.75	NY

- Other materials available on request

- Available bore sizes:

Round [mm] 25, 30, 35, 40

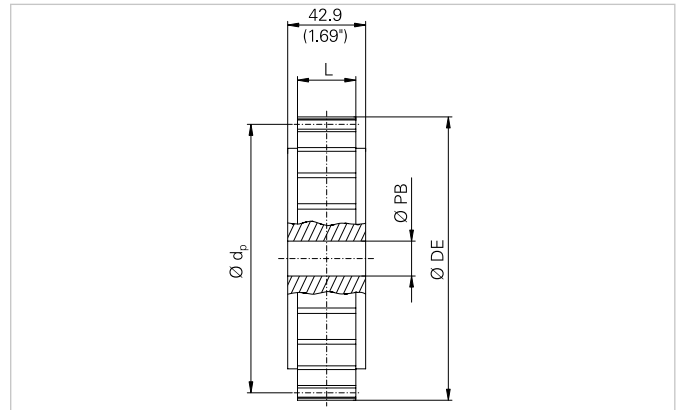
Round [inch] 1, 1 3/16, 1 1/4, 1 1/2

Square [mm] 25, 40

Square [inch] 1, 1 1/2

### Description

- Solid sprocket 881 is suitable for all 881 series chains
- Bore configurations can be machined according to the customer requirements



### Sprocket data

Habasit code	Number of teeth	Ø DE		Diam. of pitch Ø d <sub>p</sub>		L		Pilot bore size Ø PB		Material
		mm	inch	mm	inch	mm	inch	mm	inch	
C0881M19NY	19	117.1	4.61	117.4	4.62	31.8	1.25	19.0	0.75	NY
C0881M21CI	21	130.1	5.12	129.3	5.09	31.0	1.22	20.0	0.79	CI
C0881M21NY	21	130.1	5.12	129.3	5.09	31.8	1.25	19.0	0.75	NY
C0881M23CI	23	142.0	5.59	141.2	5.56	31.0	1.22	20.0	0.79	CI
C0881M23NY	23	142.0	5.59	141.2	5.56	31.8	1.25	19.0	0.75	NY
C0881M25CI	25	154.2	6.07	153.2	6.03	31.0	1.22	20.0	0.79	CI
C0881M25NY	25	154.2	6.07	153.2	6.03	31.8	1.25	19.0	0.75	NY
C0881M27NY	27	166.6	6.56	165.2	6.50	31.8	1.25	19.0	0.75	NY

- Other materials available on request

- Available bore sizes:

Round [mm] 25, 30, 35, 40

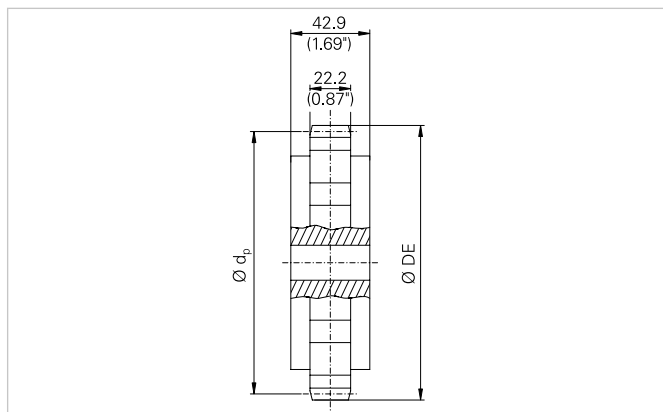
Round [inch] 1, 1 3/16, 1 1/4, 1 1/2

Square [mm] 25, 40

Square [inch] 1, 1 1/2

### Description

- Solid sprocket 882 is suitable for all 882 series chains
- Bore configurations can be machined according to the customer requirements



### Sprocket data

Habasit code	Number of teeth	Ø DE		Diam. of pitch Ø d <sub>p</sub>		Material
		mm	inch	mm	inch	
C0882M09NY	9	112.4	4.43	111.4	4.39	NY
C0882M10CI	10	125.0	4.92	123.3	4.85	CI
C0882M10NY	10	125.0	4.92	123.3	4.85	NY
C0882M11NY	11	137.5	5.41	135.2	5.32	NY
C0882M12CI	12	149.9	5.90	147.2	5.80	CI
C0882M12NY	12	149.9	5.90	147.2	5.80	NY
C0882M13NY	13	162.3	6.39	159.2	6.27	NY
C0882M14NY	14	174.7	6.88	171.2	6.74	NY
C0882M15NY	15	186.9	7.36	183.1	7.21	NY

- Other materials available on request

- Available bore sizes:

Round [mm] 25, 30, 35, 40

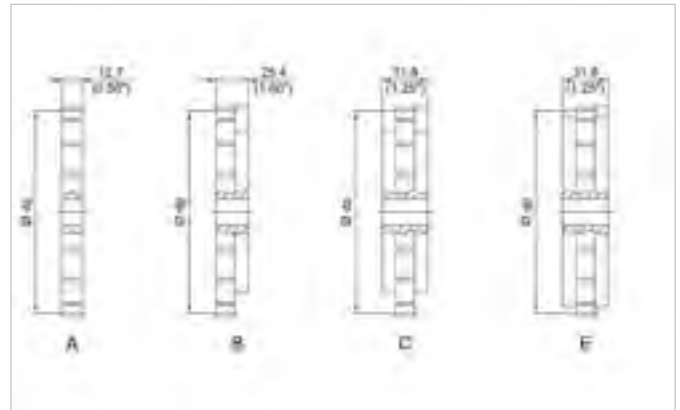
Round [inch] 1, 1 3/16, 1 1/4, 1 1/2

Square [mm] 25, 40

Square [inch] 1, 1 1/2

### Description

- Solid sprocket 1100 is suitable for all 1100 series chains
- Bore configurations can be machined according to the customer requirements



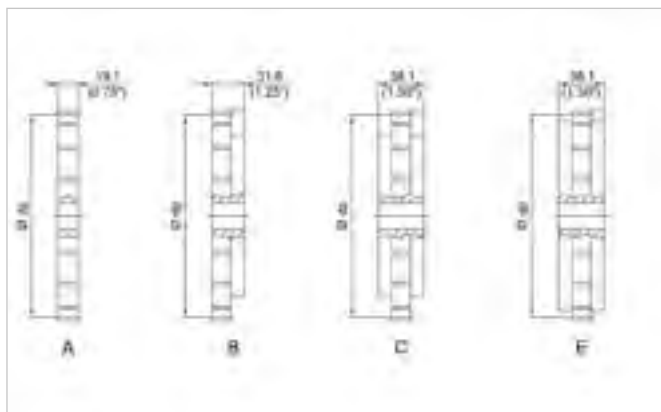
### Sprocket data

Habasit code	Number of teeth	Diam. of pitch $\varnothing d_p$		Available hub type				Material
		mm	inch					
C1100M07PE	7	59.0	2.32	A	B	C	E	PE
C1100M09PE	9	74.0	2.91	A	B	C	E	PE
C1100M10PE	10	82.0	3.23	A	B	C	E	PE
C1100M11PE	11	90.0	3.54	A	B	C	E	PE
C1100M12PE	12	98.0	3.86	A	B	C	E	PE
C1100M14PE	14	114.0	4.49	A	B	C	E	PE
C1100M15PE	15	122.0	4.80	A	B	C	E	PE
C1100M16PE	16	130.0	5.12	A	B	C	E	PE
C1100M17PE	17	138.0	5.43	A	B	C	E	PE
C1100M19PE	19	154.0	6.06	A	B	C	E	PE

- Other materials available on request
- For hub type see page "Nomenclature"
- Available bore sizes:
  - Round [mm] 20, 25, 30, 35, 40
  - Round [inch]  $\frac{3}{4}$ , 1,  $1 \frac{3}{16}$ ,  $1 \frac{1}{4}$ ,  $1 \frac{1}{2}$
  - Square [mm] 25, 40
  - Square [inch] 1,  $1 \frac{1}{2}$

### Description

- Solid sprocket 1150 is suitable for all 1150 series chains
- Bore configurations can be machined according to the customer requirements



### Sprocket data

Habasit code	Number of teeth	Diam. of pitch Ø d <sub>p</sub>		Available hub type				Material
		mm	inch					
C1150M07PE	7	88.0	3.46	A	B	C		PE
C1150M09PE	9	112.0	4.41	A	B	C	E	PE
C1150M10PE	10	123.0	4.84	A	B	C	E	PE
C1150M12PE	12	147.0	5.79	A	B	C	E	PE
C1150M14PE	14	159.0	6.26	A	B	C	E	PE
C1150M15PE	15	183.0	7.20	A	B	C	E	PE
C1150M16PE	16	195.0	7.68	A	B	C	E	PE
C1150M17PE	17	207.0	8.15	A	B	C	E	PE

- Other materials available on request
- For hub type see page “Nomenclature”
- Available bore sizes:

Round [mm] 20, 25, 30, 35, 40

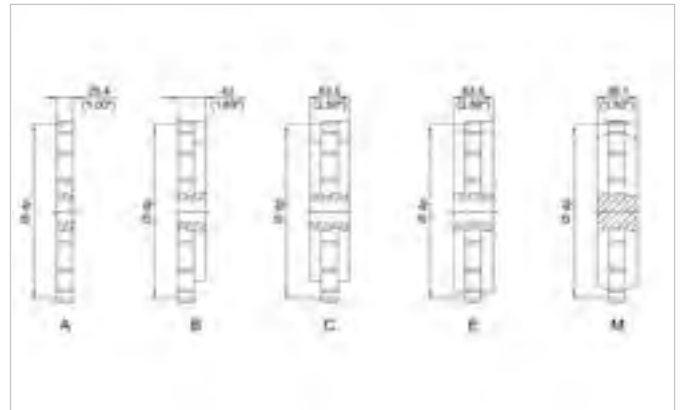
Round [inch] ¾, 1, 1 3/16, 1¼, 1½

Square [mm] 25, 40

Square [inch] 1, 1½

### Description

- Solid sprocket 1200 is suitable for all 1200 and 3200 series chains
- Bore configurations can be machined according to the customer requirements



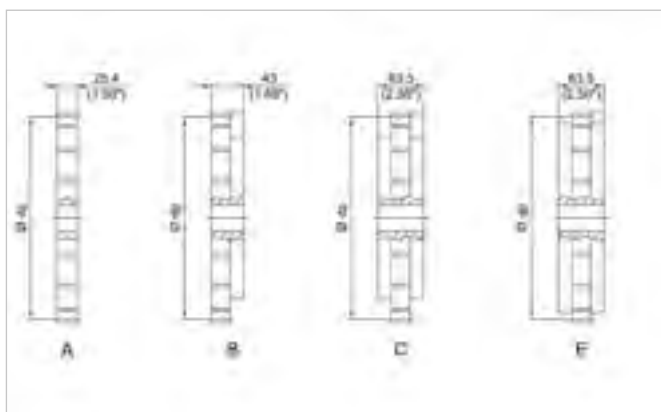
### Sprocket data

Habasit code	Number of teeth	Diam. of pitch $\varnothing d_p$		Available hub type					Material
		mm	inch	A	B	C	E	M	
C1200M08PE	8	133.0	5.24	A	B	C	E		PE
C1200S08PE	8	133.0	5.24					M	PE
C1200S08NY	8	133.0	5.24					M	NY
C1200M12PE	12	196.0	7.72	A	B	C	E		PE
C1200S12NY	12	196.0	7.72					M	NY
C1200S12PE	12	196.0	7.72					M	PE
C1200M15NY	15	244.0	9.61	A	B	C	E		NY
C1200M15PE	15	244.0	9.61	A	B	C	E		PE
C1200S17NY	17	277.0	10.91					M	NY
C1200S17PE	17	277.0	10.91					M	PE

- Other materials available on request
- Split sprockets are available
- For hub type see page "Nomenclature"
- Available bore sizes:
  - Round [mm] 25, 30, 35, 40, 50, 60
  - Round [inch] 1, 1 3/16, 1 1/4, 1 1/2, 2, 2 1/2
  - Square [mm] 25, 40, 50, 60
  - Square [inch] 1, 1 1/2, 2, 2 1/2

### Description

- Solid sprocket 1250 is suitable for all 1250 series chains
- Bore configurations can be machined according to the customer requirements



### Sprocket data

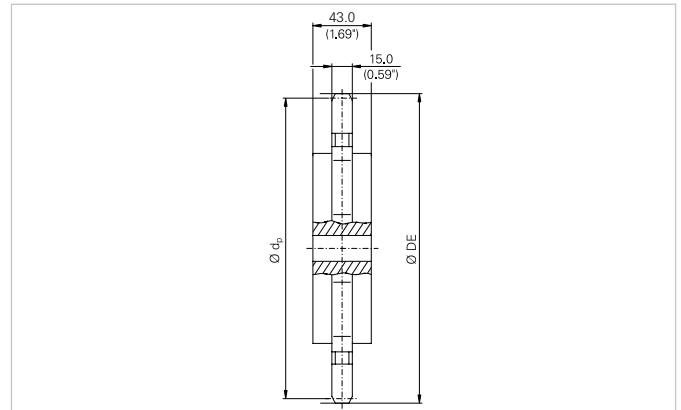
Habasit code	Number of teeth	Diam. of pitch $\varnothing d_p$		Available hub type				Material
		mm	inch	A	B	C	E	
C1250M08PE	8	166.0	6.54	A	B	C	E	PE
C1250M12PE	12	245.0	9.65	A	B	C	E	PE
C1250M15PE	15	306.0	12.05	A	B	C	E	PE
C1250M17PE	17	346.0	13.62	A	B	C	E	PE

- Other materials available on request
- For hub type see page "Nomenclature"
- Available bore sizes:
  - Round [mm] 25, 30, 35, 40, 50, 60
  - Round [inch] 1, 1 3/16, 1 1/4, 1 1/2, 2, 2 1/2
  - Square [mm] 25, 40, 50, 60
  - Square [inch] 1, 1 1/2, 2, 2 1/2



### Description

- Solid sprocket 1400 is suitable for all 1400 series chains
- Bore configurations can be machined according to the customer requirements



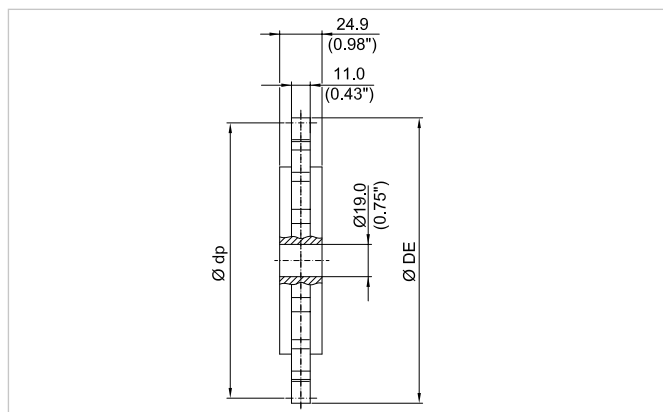
### Sprocket data

Habasit code	Number of teeth	Ø DE		Diam. of pitch Ø d <sub>p</sub>		Material
		mm	inch	mm	inch	
C1400M06PE	6	177.0	6.97	165.0	6.50	PE
C1400M08PE	8	227.6	8.96	215.6	8.49	PE
C1400M10PE	10	279.0	10.98	267.0	10.51	PE

- Other materials available on request
- Available bore sizes:
  - Round [mm] 25, 30, 35, 40, 50, 60
  - Round [inch] 1, 1 3/16, 1 1/4, 1 1/2, 2, 2 1/2
  - Square [mm] 25, 40, 50, 60
  - Square [inch] 1, 1 1/2, 2, 2 1/2

### Description

- Solid sprocket 1700 is suitable for all 1700 series chains
- Bore configurations can be machined according to the customer requirements



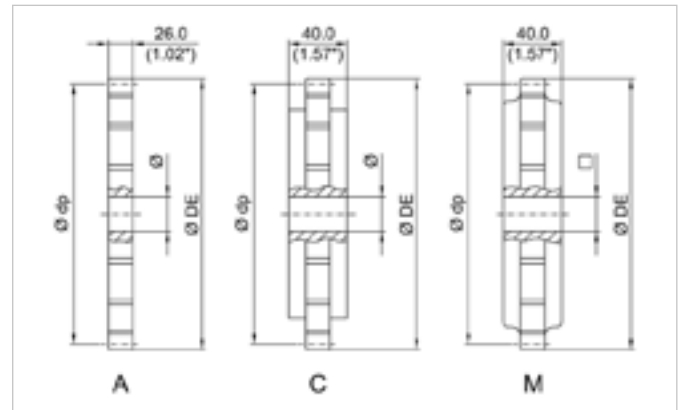
### Sprocket data

Habasit code	Number of teeth	Ø DE		Diam. of pitch Ø d <sub>p</sub>		Material
		mm	inch	mm	inch	
C1700M08PE	8	133.0	5.24	130.6	5.14	PE
C1700M10PE	10	166.1	6.54	161.8	6.37	PE
C1700M12PE	12	196.0	7.72	193.2	7.61	PE
C1700M13PE	13	214.0	8.43	208.9	8.22	PE

- Other materials available on request
- Available bore sizes:
  - Round [mm] 25, 30, 35, 40, 50, 60
  - Round [inch] 1, 1 3/16, 1 1/4, 1 1/2, 2, 2 1/2
  - Square [mm] 25, 40, 50, 60
  - Square [inch] 1, 1 1/2, 2, 2 1/2

### Description

- Solid sprocket 3200 is suitable for all 3200 and 1200 series chains
- Bore configurations can be machined according to the customer requirements



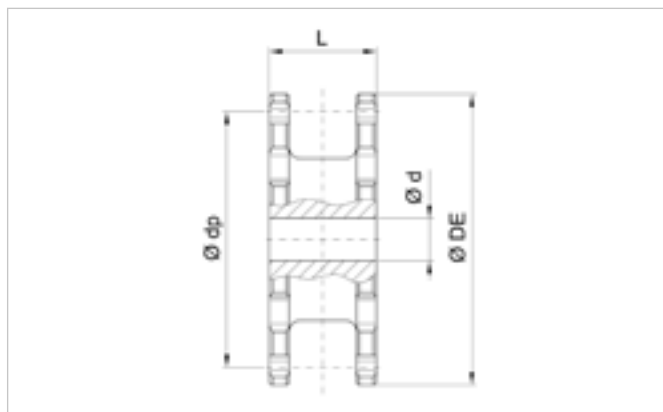
### Sprocket data

Habasit code	Number of teeth	Diam. of pitch $\varnothing d_p$		Available hub type			Material
		mm	inch				
C3200M08NY	8	132.2	5.21	A	C		NY
C3200M08PE	8	132.2	5.21	A	C		PE
C3200Z08NY	8	132.2	5.21	A	C		NY
C3200Z08PE	8	132.2	5.21	A	C		PE
C3200M10NY	10	163.8	6.45	A	C		NY
C3200M10PE	10	163.8	6.45	A	C		PE
C3200M12NY	12	195.5	7.70	A	C		NY
C3200M12PE	12	195.5	7.70	A	C		PE
C3200S1240Q6	12	195.5	7.70			M	PT
C3200S1203Q6	12	195.5	7.70			M	PT
C3200M15NY	15	243.4	9.58	A	C		NY
C3200M15PE	15	243.4	9.58	A	C		PE
C3200M17NY	17	275.4	10.84	A	C		NY
C3200M17PE	17	275.4	10.84	A	C		PE
C3200M19NY	19	307.5	12.11	A	C		NY
C3200M19PE	19	307.5	12.11	A	C		PE

- Standard material = Polyamide NY
- Available bore sizes:  
 Round [mm] 25, 30, 35, 40, 50, 60  
 Round [inch] 1, 1 3/16, 1 1/4, 1 1/2, 2, 2 1/2  
 Square [mm] 25, 40, 50, 60  
 Square [inch] 1, 1 1/2, 2, 2 1/2  
 Split sprocket C3200Z08 - not available with square and round bore 60 mm and 2.5 inch  
 Molded sprocket C3200S40Q6 - only available with square bore 40 mm and POM material  
 Molded sprocket C3200S03Q6 - only available with square bore 1.5 inch and POM material
- For hub type see page "Nomenclature"

### Description

- For each 7100 series chain width one different solid sprocket 7100 is available
- Standard sprocket has a 25 mm bore with keyway



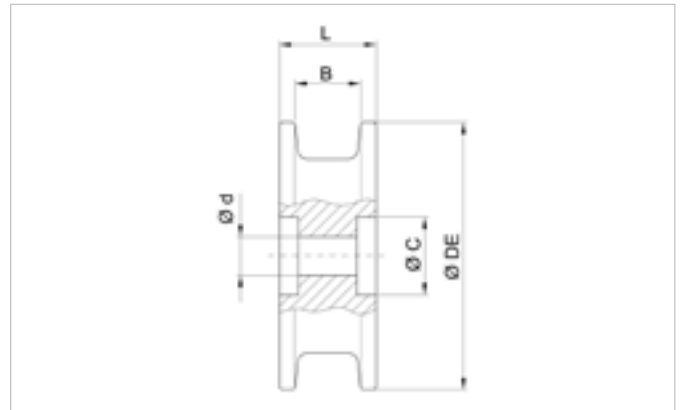
### Sprocket data

Habasit code	Number of teeth	Ø DE		Diam. of pitch Ø d <sub>p</sub>		L		Bore size d		Bore shape	Material
		mm	inch	mm	inch	mm	inch	mm	inch		
C7100M16NY00R2	16	132.7	5.22	130.2	5.20	38.0	1.50	20.0	0.79	Round	NY
C7100M16NY25R2	16	132.7	5.22	130.2	5.20	38.0	1.50	25.0	0.98	Round with keyway	NY
C7100M16NY40Q2	16	132.7	5.22	130.2	5.20	38.0	1.50	40.0	1.57	Square	NY
C7100M12NY00R3	12	138.3	5.44	129.2	5.09	50.3	1.98	20.0	0.79	Round	NY
C7100M12NY25R3	12	138.3	5.44	129.2	5.09	50.3	1.98	25.0	0.98	Round with keyway	NY
C7100M12NY40Q3	12	138.3	5.44	129.2	5.09	50.3	1.98	40.0	1.57	Square	NY
C7100M12NY00R4	12	145.5	5.73	137.4	5.41	65.0	2.56	20.0	0.79	Round	NY
C7100M12NY25R4	12	145.5	5.73	137.4	5.41	65.0	2.56	25.0	0.98	Round with keyway	NY
C7100M12NY40Q4	12	145.5	5.73	137.4	5.41	65.0	2.56	40.0	1.57	Square	NY

- R2/Q2: for C7100P0248 chain
- R3/Q3: for C7100K0325 chain
- R4/Q4: for C7100K0405 chain

### Description

- For each 7100 series chain width one different solid idler 7100 is available
- Standard idler has two 35 mm bores for bearings



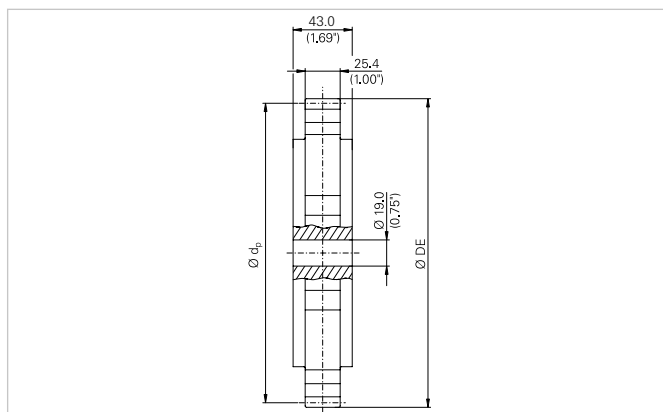
### Sprocket data

Habasit code	Equivalent number of teeth	Ø DE		C		L		B		Bore size d		Material
		mm	inch	mm	inch	mm	inch	mm	inch	mm	inch	
C7100L16NY15R2	16	119.5	4.70			38.0	1.50	25.0	0.98	15.2	0.60	NY
C7100L16NY35R2	16	119.5	4.70	35.0	1.38	38.0	1.50	25.0	0.98	31.0	1.22	NY
C7100L12NY15R3	12	117.8	4.64			50.0	1.97	33.8	1.33	15.2	0.60	NY
C7100L12NY35R3	12	117.8	4.64	35.0	1.38	50.0	1.97	33.8	1.33	31.0	1.22	NY
C7100L12NY15R4	12	123.0	4.84			70.5	2.78	49.0	1.93	15.2	0.60	NY
C7100L12NY35R4	12	123.0	4.84	35.0	1.38	70.5	2.78	49.0	1.93	31.0	1.22	NY

- R2: for C7100K0248 chain
- R3: for C7100K0325 chain
- R4: for C7100K0405 chain
- Other materials available on request

### Description

- Solid sprocket NH78 is suitable for all NH78 series chains
- Bore configurations can be machined according to the customer requirements



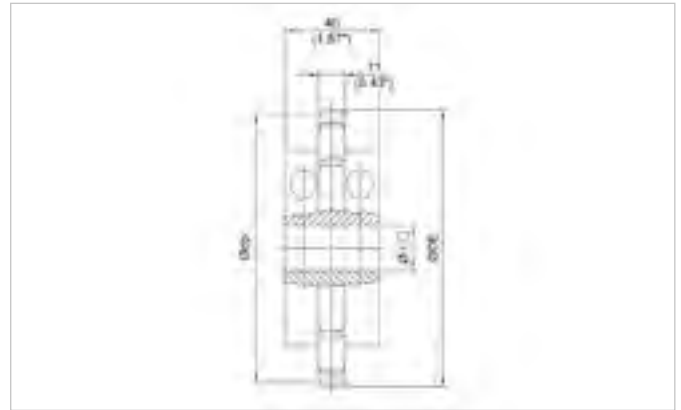
### Sprocket data

Habasit code	Number of teeth	Ø DE		Diam. of pitch Ø d <sub>p</sub>		Material
		mm	inch	mm	inch	
CNH78M06PE	6	142.5	5.61	132.5	5.22	PE
CNH78M08PE	8	183.2	7.21	173.2	6.82	PE
CNH78M10PE	10	224.4	8.83	214.4	8.44	PE

- Other materials available on request
- Available bore sizes:
  - Round [mm] 25, 30, 35, 40, 50, 60
  - Round [inch] 1, 1 3/16, 1 1/4, 1 1/2, 2, 2 1/2
  - Square [mm] 25, 40, 50, 60
  - Square [inch] 1, 1 1/2, 2, 2 1/2

### Description

- Split sprocket 1061 is suitable for 770 and 1061 series chains
- For teeth number 16 and 18 see Multi-Hub 1060 sprocket
- Bore configurations can be machined according to the customer requirements



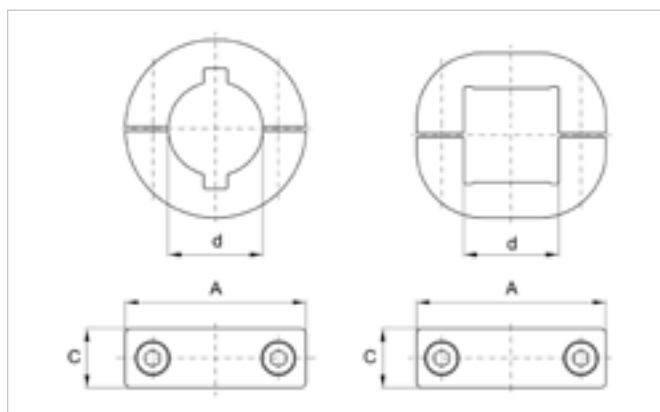
### Sprocket data

Habasit code	Number of teeth	Ø DE		Diam. of pitch Ø d <sub>p</sub>		Material
		mm	inch	mm	inch	
C1061Z14NY	14	116.8	4.60	113.8	4.48	NY
C1061Z15NY	15	124.8	4.91	121.8	4.80	NY
C1061Z17NY	17	140.8	5.54	137.8	5.43	NY
C1061Z19NY	19	156.8	6.17	153.8	6.06	NY
C1061Z20NY	20	164.8	6.49	161.9	6.37	NY

- Other materials available on request
- Available bore sizes:  
 Round [mm] 25, 30, 35, 40  
 Round [inch] 1, 1 3/16, 1 1/4, 1 1/2  
 Square [mm] 25, 40  
 Square [inch] 1, 1 1/2

## Description

- For axial fixation of sprockets and idlers
- Easy installation from one side, no shaft turning for screw fixing necessary



## Sprocket data

Habasit code	A		C		Bore size d		Bore shape	Material
	mm	inch	mm	inch	mm	inch		
M00C0020R13+GF	44.0	1.73	14.0	0.55	20.0		Round with keyway	PP
M00C0025R13+GF	49.0	1.93	14.0	0.55	25.0	1.0	Round with keyway	PP
M00C0030R13+GF	54.0	2.13	14.0	0.55	30.0	1.19	Round with keyway	PP
M00C0040Q13+GF	66.0	2.60	16.0	0.63	40.0		Square	PP
M00C0060Q13+GF	86.0	3.39	18.0	0.71	60.0		Square	PP
M00C0002Q13+GF	52.0	2.05	14.0	0.55	25.4	1.0	Square	PP
M00C0003Q13+GF	65.0	2.56	16.0	0.63		1.5	Square	PP
M00C0005Q13+GF	90.0	3.54	18.0	0.71		2.5	Square	PP

- Included in delivery: 2 retainer ring halves, 2 screws, 2 self-locking nuts
- Nuts and screws: stainless steel



# Appendix

## Chemical resistance – Plastics

The data presented in the following table is based on information provided by the raw material manufacturers and suppliers. It does not replace the need to test the products for your application. In individual cases, the stability of the material in the medium in question must be examined.

Code: ● = Good resistance   ⊕ = Conditionally/sometimes resistant   ○ = Not resistant (do not use)

Designation of chemical	Polypropylene (PP)		Polyethylene (PE)		DP / LF PT / TS / PK EC / DE		WR / NY HT / L pin GS		NG		G		NG NP N pin	
	20 °C (70 °F)	60 °C (140 °F)	20 °C (70 °F)	60 °C (140 °F)	20 °C (70 °F)	60 °C (140 °F)	20 °C (70 °F)	60 °C (140 °F)	20 °C (70 °F)	60 °C (140 °F)	20 °C (70 °F)	60 °C (140 °F)	20 °C (70 °F)	60 °C (140 °F)
Acetic Acid > 5%	●	●	●	⊕	⊕	○	○	○	○		○		⊕	○
Acetic Acid – 5%	●	●	●	●	●		⊕	○	○		○		●	⊕
Acetone	●	●	●	●	⊕	⊕	●	●			○		⊕	○
Alcohol – all types	●	●	●	●	●	⊕	●	●	○		⊕		●	⊕
Aluminum Comp.	●	●	●	●			●	●						
Ammonia	●	●	●	●	●	●	●	●	●				⊕	○
Ammonium Comp.	●	●	●	●			●	●					⊕	○
Aniline	●	●	●	○		⊕			○				⊕	
Aqua Regia	○	○	⊕	○			○	○						
Arsenic Acid	●	●	●	●										
Barium Comp.	●	●	●	●			●	●						
Beer	●	●	●	●	●				●					
Benzene	⊕	○	⊕	○	⊕	⊕	●	●	○				⊕	○
Benzenesulfonic Acid – 10%	●	●	●	●										
Benzoic Acid	●	●	●	●			⊕	⊕	●					
Beverages (soft drinks)	●	●	●	●	●	●	●	●						
Borax	●	●	●	●										
Boric Acid	●	●	●	●			●	●	●					
Brine – 10%	●	●	●	●	●	●								
Butyl Acrylate	○	○	●	⊕									●	⊕
Butyric Acid	●		●	⊕			●	●	●					
Carbon Dioxide	●	●	●	●			●	●					●	●
Carbon Disulfide	⊕	○	⊕	○			●	●						
Carbon Tetrachloride	⊕	○	⊕	○	●	⊕	●	●	○					
Chloracetic Acid	●	●					○	○						
Chlorine – Gas	○	○	⊕	○	○	○	○	○	○					
Chlorine – Liquid	○	○	○	○	○	○	○	○	○					
Chlorine Water (0.4% Cl)	●	⊕	●	⊕	○	○	○	○						
Chlorobenzene	○	○	⊕	○	⊕	⊕	●	●	○				○	
Chloroform	○	○	○	○	○	○	⊕						○	
Chromic Acid – 50%	●	●	●	⊕	○	○	⊕		⊕					
Chromic Acid – 3%	●	●	●	●	⊕	⊕							●	●
Citric Acid – 40%	●	●	●	●	●	○	●	●	●					
Citric Acid – 10%	●	●	●	●	●		●	●	●				●	⊕

# Appendix

## Chemical resistance – Plastics

Code: ● = Good resistance ◉ = Conditionally/sometimes resistant ○ = Not resistant (do not use)

Designation of chemical	Poly-propylene (PP)		Poly-ethylene (PE)		DP / LF PT / TS / PK EC / DE		WR / NY HT / L pin GS		NG		G		NG NP N pin	
	20 °C (70 °F)	60 °C (140 °F)	20 °C (70 °F)	60 °C (140 °F)	20 °C (70 °F)	60 °C (140 °F)	20 °C (70 °F)	60 °C (140 °F)	20 °C (70 °F)	60 °C (140 °F)	20 °C (70 °F)	60 °C (140 °F)	20 °C (70 °F)	60 °C (140 °F)
Citrus Juices	●	●	●	●	●		●	●					●	
Coconut Oil	●	●	●	●	●	●	●		●				●	●
Copper Comp.	●	●	●	●			◉							
Corn Oil	●	●	●	●	●	●	●						●	●
Cottonseed Oil	●	●	●	●	●	●	●		●				●	●
Cresol	●	●	●	◉			○	○	○					
Cyclohexane	●	◉	○	○			●		◉					
Cyclohexanol	●	◉	◉	○			●		○					
Cyclohexanone	●	◉	○	○			●		○					
Detergents	●	●	●	●	●	●	●		●		●		●	●
Dextrin	●	●	●	●										
Dibutyl Phthalate	●	◉					●	●						
Diethyl Ether	○	○	○	○	◉	◉	●	●					●	◉
Diethylamine	●	●		○										
Diglycolic Acid – 30%	●	●	●	●										
Diisooctyl Phthalate	●	●												
Dimethyl Phthalate	●	●												
Dimethylamine	●						●	●						
Dioctyl Phthalate	●	◉					●	●						
Ethyl Acetate	●	●	◉	◉	◉	○	●	●	○		○		◉	○
Ethyl Ether	◉	◉							○					
Ethylamine	●	●												
Ethylene Glycol – 50%	●	●	●	●	●	◉	●	◉					●	◉
Ferric/Ferrous Comp.	●	●	●	●	◉	○								
Formaldehyde – 37%	●	●	●	◉	●	●			○		◉			
Formic Acid – 85%	●	◉	●	●			◉	○	○		○		◉	○
Freon			●	●	◉	◉								
Fuel Oil # 2	●	◉	●	○	◉	◉	●	●	●		○		●	●
Fruit Juices	●	●	●	●	●		●		●				●	
Furfural	◉	◉	◉	○			●							
Gasoline	◉	○	●	○	●	●	●	●						
Glucose	●	●	●	●	●	●			●					
Glycerol	●	●					●	●	◉		◉		●	●
Heptane	○	○	◉	○	●	●	●	●	●				●	●
Hexane	●	◉	○	○	●		●	●	●				●	●
Hydrobromic Acid – 50%	●	●	●	●			○	○						
Hydrochloric Acid – 35%	●	●	●	●	○	○	○	○	◉					
Hydrochloric Acid – 10%	●	●	●	●	○	○	○	○	◉		◉		●	○
Hydrofluoric Acid – 35%	●	●	●	●	○	○	○	○	○				○	

# Appendix

## Chemical resistance – Plastics

Code: ● = Good resistance ○ = Conditionally/sometimes resistant ◯ = Not resistant (do not use)

Designation of chemical	Poly-propylene (PP)		Poly-ethylene (PE)		DP / LF PT / TS / PK EC / DE		WR / NY HT / L pin GS		NG		G		NG NP N pin	
	20 °C (70 °F)	60 °C (140 °F)	20 °C (70 °F)	60 °C (140 °F)	20 °C (70 °F)	60 °C (140 °F)	20 °C (70 °F)	60 °C (140 °F)	20 °C (70 °F)	60 °C (140 °F)	20 °C (70 °F)	60 °C (140 °F)	20 °C (70 °F)	60 °C (140 °F)
Chemical														
Hydrogen Peroxide – 3%	●	●	●	●	●	●	○	○	○		●		●	○
Hydrogen Peroxide – 90%	○	○	●	○	○	○	○	○	○				●	○
Hydrogen Sulfide	●	●	●	●			●	●						
Igepal – 50%	●	●			●	○								
Iodine – Crystals	●	●	○	○	○	○	○	○	○					
Isooctane	○	○	●				●	●	●				●	●
Isopropyl Alcohol	●	●	●	●	●	●	●	●	○		○		●	○
Jet Fuel	○	○	○	○	●	●	●	●			○		●	●
Kerosene	○	○	○	○	●	●			●		○			
Lactic Acid	●	●	●	●	●	○	○	○						
Lanolin	●	○	●	●	●	●							●	●
Lauric Acid	●	●	●	●										
Lead Acetate	●	●	●	●			●	●						
Linseed Oil	●	●	●	●	●	●	●	●	●				●	●
Lubricating Oil	●	○			●	●	●	○	●		○		●	●
Magnesium Comp.	●	●	●	●			●							
Malic Acid – 50%	●	●	●	●			●	●						
Manganese Sulfate	●		●	●			○	○						
Margarine	●	●	●	●										
Mercury	●	●	●	●			●						●	
Methyl Chloride	○	○					●	●					○	
Methyl Ethyl Ketone	●	○	○	○	○	○	●		○		○		○	○
Methyl Isobut. Ketone	●	○												
Methylsulfuric Acid	●	●	●	●										
Methylene Chloride	○	○	○	○			○	○	○		○			
Milk	●	●	●	●	●	●	●	●	●					
Mineral Oil	○	○	●	○	●	●	●		●		○		●	●
Mineral Spirits	○	○									○		●	●
Molasses	●	●	●	●			●	●						
Motor Oil	●	○			●	●	●	●	●		○		●	●
Naphtha	●	○	○	○			●	●						
Nitric Acid – 30%	●	○	●	●	○	○	○	○	○				○	
Nitric Acid – 50%	○	○	●	○	○	○	○	○	○				○	
Nitrobenzene	●	○	○	○			○							
Nitrous Acid	●													
Nitrous Oxide	●													
Oleic Acid	●	○			●	●	●	●						
Olive Oil	●	●	●	●					●		○		●	●
Oxalic Acid	●	●	●	●					●					

# Appendix

## Chemical resistance – Plastics

Code: ● = Good resistance ○ = Conditionally/sometimes resistant ○ = Not resistant (do not use)

Designation of chemical	Poly-propylene (PP)		Poly-ethylene (PE)		DP / LF PT / TS / PK EC / DE		WR / NY HT / L pin GS		NG		G		NG NP N pin	
	20 °C (70 °F)	60 °C (140 °F)	20 °C (70 °F)	60 °C (140 °F)	20 °C (70 °F)	60 °C (140 °F)	20 °C (70 °F)	60 °C (140 °F)	20 °C (70 °F)	60 °C (140 °F)	20 °C (70 °F)	60 °C (140 °F)	20 °C (70 °F)	60 °C (140 °F)
Ozone	○	○	○	○	○	○	○	○	●					
Palmitic Acid – 70%	●	●	●	●			●							
Paraffin	●	●	●	●	●	●	●	●	●		○			
Peanut Oil	●	●					●		●		○			
Perchloric Acid – 20%	●	●	●	●										
Perchloroethylene	○	○	○	○			○	○					●	○
Pathalic Acid – 50%	●	●	●	●										
Phenol	●	●	●	●	○	○	○	○	○					
Phenol – 5%	●	●	●	●	○	○	○	○	○				○	○
Phosphoric Acid – 30%	●	●	●	●	○	○	○	○					●	○
Phosphoric Acid – 85%	●	●	●	●	○	○	○	○					●	○
Photographic Solutions	●	●	●	●			●							
Plating Solutions	●	●	●	●										
Potassium Comp.	●	●	●	●	●	●	○		●				●	●
Potassium Hydroxide	●	●	●	●	●	●	○						○	
Potassium Iodide (3% Iodine)	●	●	●	●										
Potassium Permanganate	●	○	●	●			○	○						
Silver Cyanide	●	●												
Silver Nitrate	●	●	●	●										
Sodium Comp.	●	●	●	●										
Sodium Chlorite	●	○	●	●	●	●	○	○						
Sodium Hydroxide – 60%	●	●	●	●			○	○	○		○		○	
Sodium Hypochlorite – 5%	●	○	●	○	○	○	○						●	○
Stearic Acid	●	○	●	●	○		●	●						
Sulfamic Acid – 20%	●	●			○	○								
Sulfate Liquors	●	●												
Sulfur	●	●	●	●			●	●						
Sulfur Chloride	●													
Sulfur Dioxide	●	●	●	●	○	○	○	○						
Sulfuric Acid – 10%	●	●	●	●	●	○	○	○	○	○	●		●	●
Sulfuric Acid – 50%	●	●	●	●	○	○	○	○	○	○	●		○	
Sulfuric Acid – 70%	●	○	●	○	○	○	○	○	○				○	
Sulfurous Acid	●		●	●			○	○						
Tannic Acid – 10%	●	●	●	●										
Tartaric Acid	●	●	●	●			●	○	●					
Tetrahydrofuran	○	○			○	○	●							
Toluene	○	○	○	○	○	○	●	●	○				●	○
Transformer Oil	●	○	●	○			●	●	●		○			
Tributyl Phosphate	●	○												

# Appendix

## Chemical resistance – Plastics

Code: ● = Good resistance ○ = Conditionally/sometimes resistant ○ = Not resistant (do not use)

Designation of chemical	Poly-propylene (PP)		Poly-ethylene (PE)		DP / LF PT / TS / PK EC / DE		WR / NY HT / L pin GS		NG		G		NG NP N pin	
	20 °C (70 °F)	60 °C (140 °F)	20 °C (70 °F)	60 °C (140 °F)	20 °C (70 °F)	60 °C (140 °F)	20 °C (70 °F)	60 °C (140 °F)	20 °C (70 °F)	60 °C (140 °F)	20 °C (70 °F)	60 °C (140 °F)	20 °C (70 °F)	60 °C (140 °F)
Trichloroacetic Acid	●	●	○				○	○						
Trichloroethylene	○	○	○	○	○	○	○	○	○				○	○
Tricresyl Phosphate	●	○												
Trisodium Phosphate	●	●	●	●										
Turpentine	○	○	●	○	●		●	●	○				●	●
Urea	●	●	●	●	●		●	●	●				●	
Vinegar	●	●	●	●	●	●	●	●	○					
Wine	●	●	●	●	●	●	●							
Xylene	○	○	○	○	●	●	●	●	○				○	○

The data in this table is taken from laboratory tests, performed on unstrained test samples. It should be considered as purely indicative, since material behavior under real working conditions depends on different factors, including: temperature, concentration of the chemical agent, and speed or long-lasting effect of the chemical agent.

With thermoplastic products, do not use cleaning or lubricating agents with pH values below 4 or above 10.

# Appendix

## Chemical resistance – Steel

Code: ● = Good resistance ○ = Conditionally/sometimes resistant ◯ = Not resistant (do not use)

Designation of chemical	SS / SH / K		SA / IN P / Q	
	20 °C (70 °F)	60 °C (140 °F)	20 °C (70 °F)	60 °C (140 °F)
Chemical				
Acetic Acid > 5%	○		●	●
Acetic Acid – 5%	○		●	●
Acetone	●		●	●
Alcohol – all types	●		●	●
Aluminum Comp.			○	○
Ammonia	●		●	●
Aniline	●		●	●
Aqua Regia			○	○
Beer	●		●	●
Benzene	○		●	●
Benzoic Acid			●	●
Beverages (soft drinks)			●	●
Borax			●	●
Boric Acid	○		●	●
Brine – 10%	○		○	○
Butter	●		●	
Carbon Dioxide			●	●
Carbon Disulfide				
Carbon Tetrachloride	●		●	●
Chlorine – Gas			●	●
Chlorine – Liquid	○		○	○
Chloroform	○		●	●
Citric Acid – 40%	○		○	○
Citric Acid – 10%	●		●	●
Distilled water	●		●	●
Ethyl Ether			●	●
Ferric/Ferrous Comp.			○	○
Formaldehyde – 37%	●		●	●
Formic Acid – 85%	○		●	●
Fruit Juices	●		●	●
Gasoline	●		●	●
Glucose			●	●
Glycerol	●		●	●
Hydrobromic Acid – 50%			○	○
Hydrochloric Acid – 35%	○		○	○
Hydrochloric Acid – 10%	○		○	○
Hydrofluoric Acid – 35%			○	○
Hydrogen Peroxide – 3%	●		●	●
Hydrogen Peroxide – 90%	○		●	●
Hydrogen Sulfide			●	●
Iodine – Crystals			●	●
Kerosene			●	●
Lactic Acid	○		●	●
Lead Acetate			●	●

Designation of chemical	SS / SH / K		SA / IN P / Q	
	20 °C (70 °F)	60 °C (140 °F)	20 °C (70 °F)	60 °C (140 °F)
Chemical				
Linseed Oil			●	●
Magnesium Comp.			○	○
Malic Acid – 50%			●	●
Margarine			●	●
Mercury	○		●	●
Methyl Ethyl Ketone			●	●
Methylene Chloride	○		○	○
Milk	●		●	●
Mineral Oil	●		●	●
Motor Oil			●	●
Nitric Acid – 25%	○		●	●
Nitric Acid – 50%	○		●	●
Oleic Acid	○			
Olive Oil	●		●	●
Oxalic Acid			○	○
Ozone			●	●
Palmitic Acid – 70%			●	●
Phenol			●	●
Phosphoric Acid – 25%	○		●	●
Phosphoric Acid – 50%	○		●	●
Photographic Solutions			●	●
Potassium Hydroxide	●		●	●
Silver Nitrate			●	●
Soap and water	●		●	●
Sodium Chlorite	○		●	●
Sodium Hydroxide	●		●	●
Sodium Hydroxide – 60%			○	○
Sodium Hypochlorite – 5%			○	○
Sulfur			●	●
Sulfur Dioxide (dry)			●	●
Sulfur Dioxide (wet)			○	○
Sulfuric Acid – 10%	○		○	○
Sulfuric Acid – 50%	○		○	○
Sulfuric Acid – 70%	○		○	○
Tannic Acid – 10%			●	●
Tartaric Acid	●		●	●
Toluene	●		○	○
Transformer Oil			●	●
Turpentine	●		●	●
Urea	●		●	●
Vinegar	●		●	●
Whisky	○		●	●
Wine	●		●	●
Xylene	●		●	●

4185BRO.CHA-en0416HQR

When connecting or disconnecting a chain, always turn off and lock out the power switch before starting. Always use goggles to protect your eyes. Wear protective clothing, gloves and safety shoes. Support the chain to prevent uncontrolled movements. Use appropriate tools in good working condition, and use the correctly in a proper manner. Do not attempt to connect or disconnect the chain without full knowledge of the chain construction, including the correct procedure for pin removal or insertion.

All pinch and shear points, along with all other exposed moving parts that pose a potential hazard to people at workstations or on conveyor passageways, must be safeguarded.

Overhead conveyors must have guards to prevent objects from falling. Cleated conveyor chains are more hazardous, creating pinch and shear points.

Safeguarding can be achieved by:

### Identification

Identify all hazardous areas that pose a danger to personnel.

### Guard barriers

Place guard barriers to prevent entry into the hazardous area, and apply guards to high conveyors to prevent objects from falling on to personnel below.

### Control devices

Set machine controls to prevent hazardous operations/conditions.

### Warnings

Use instructions, warning labels, or sound/light signals to alert that a hazardous condition exists.

Safeguarding should be designed to minimize any discomfort or difficulties for operators. Bypassing and/or overriding safeguarding mechanisms during operation should not be allowed.

Any safeguarding concerns regarding the conveyor should be addressed during the design process.

### Product safety

Products designed and manufactured by Habasit can

be used in a safe manner; but Habasit cannot warrant their safety under all circumstances. PURCHASER MUST INSTALL AND USE THE PRODUCTS IN A SAFE AND LAWFUL MANNER IN COMPLIANCE WITH APPLICABLE HEALTH AND SAFETY REGULATIONS AND LAWS AND GENERAL STANDARDS OF REASONABLE CARE; AND IF PURCHASER FAILS TO DO SO, PURCHASER SHALL INDEMNIFY HABASIT FROM ANY LOSS, COST OR EXPENSE RESULTING DIRECTLY OR INDIRECTLY FROM SUCH FAILURE.

**SAFETY DEVICES:** Products are provided with only the safety devices identified herein.

IT IS THE RESPONSIBILITY OF PURCHASER TO FURNISH APPROPRIATE GUARDS FOR MACHINERY PARTS IN COMPLIANCE WITH MSHA OR OSHA STANDARDS, AS WELL AS ANY OTHER SAFETY DEVICES DESIRED BY PURCHASER AND/OR REQUIRED BY LAW; AND IF PURCHASER FAILS TO DO SO, PURCHASER SHALL INDEMNIFY HABASIT FROM ANY LOSS, COST OR EXPENSE RESULTING DIRECTLY OR INDIRECTLY FROM SUCH FAILURE.

### General safety precautions

- To avoid personal injury, all machinery must be turned off and locked out, prior to chain installation, inspection, maintenance and removal
- Always use safety glasses to protect eyes. Wear protective clothing, gloves and safety shoes
- Support the chain to prevent uncontrolled movement of the chain and parts
- Maintain tools in proper condition and ensure their proper use. Use of chain assembly tools is recommended when applicable
- Do not attempt to connect or disconnect chain unless chain construction is clearly known and understood
- Do not use any sections of damaged chains, because they may have been overloaded and yielded

If any flame cutting, welding, etc. is done in the conveyor vicinity, take adequate precautions to ensure that no burning of any chain or other components occurs. If adequate protection cannot be provided, remove the chain and other plastic components from the conveyor and store in a safe location. Thermoplastic and similar materials can burn and give off toxic fumes. DO NOT INSTALL, OPERATE OR PERFORM MAINTENANCE ON THIS PRODUCT UNTIL YOU HAVE READ AND UNDERSTOOD THE INSTRUCTIONS CONTAINED IN THIS MANUAL.

4185BRO.CHA-en0416HQR